




Notes for Parents

1. A Testing e-Notice has been sent to your eClass Parent account and you should see it once you login the eClass Parent App.
2. You should decide which parent / guardian (only 1) will be responsible for replying to school notices and changing password.
3. **eClass Parent App password = your eNotice signature.** 





Notes for Parents

5. If parents need to reset their account password, they must fill in the Account password reset request form (the form can be obtained from the school office or downloaded from the school website) and return to the school office for processing.
6. For technical support, please call the eClass customer service hotline 3913 3211.



Sir Ellis Kadoorie (S) Primary School

eClass Parent App

User Guide for Parents






Introduction

What is eClass Parent App?

eClass Parent App is a **mobile application** which facilitates communication between school and parents.

Parents may also have a more understanding of their child and receive latest news from the school by using the app.



Functions of eClass Parent App



Push Notification (SMS)



eNotice



School News



eHomework



School Calendar



School Information



Installation (Android)



android

Open the
Play Store



Search "eClass
Parent App"



Install eClass
Parent App



Quick Access
QR code



Installation(IOS)




Open the
App Store



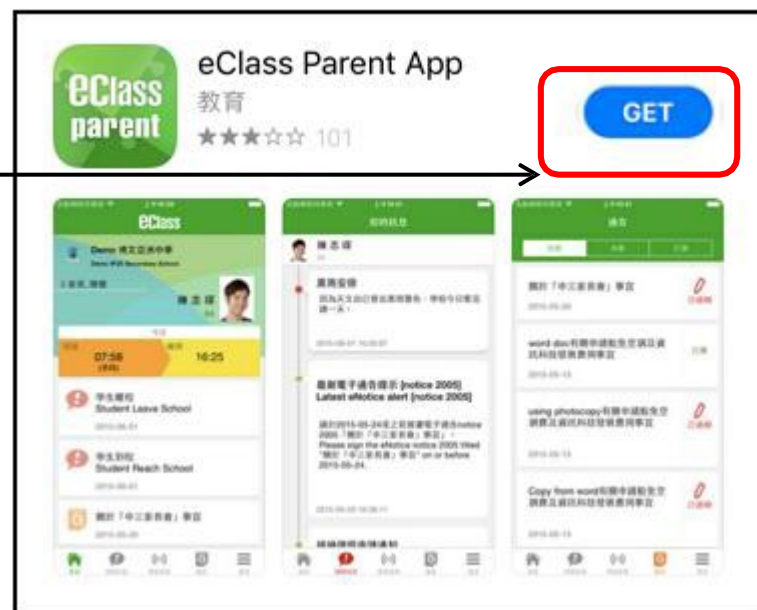
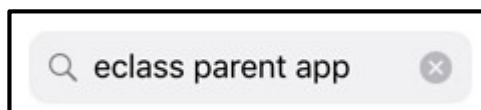
Search "eClass
Parent App"



Install eClass
Parent App



Quick Access
QR code



User Guide (Android / iOS)



Login



eClass Parent App password = eNotice signature.
Please change the default password and
remember your new password!



The screenshot shows the eClass parent app login interface. At the top is the eClass parent logo surrounded by educational icons. Below it are three input fields: a search field containing 'Sir Ellis Kadoorie (S) ...', a user ID field containing 'paXXXX', and a password field containing '2021paXXXX'. A blue circular 'Add' button is positioned below the password field. At the bottom, there is a disclaimer: 'By proceeding you agree with Terms of Use and Privacy Policy.' and a version number 'v1.63.1 a.pro.19.09.02'.

Enter "Sir Ellis
Kadoorie (S) Primary
School"

Enter login ID of
the Parent App

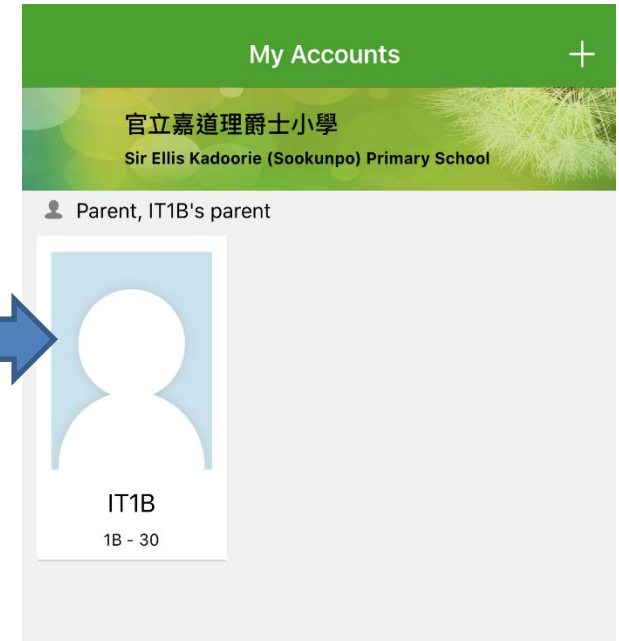
Enter password

Click "Add"

eClass Parent App Main Page

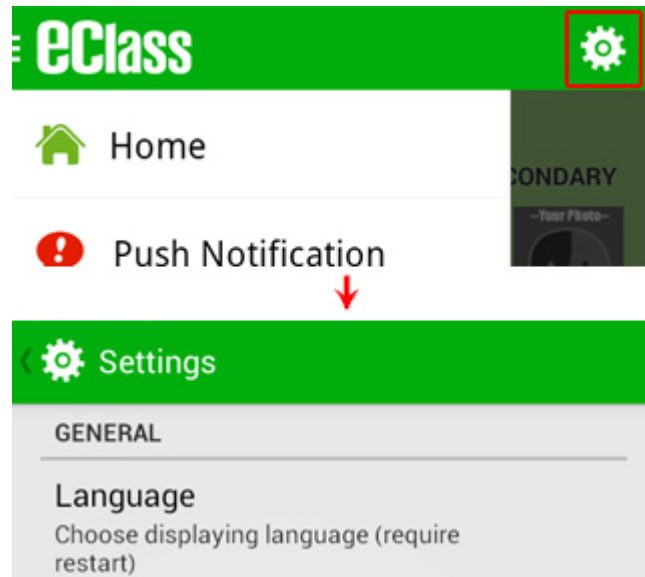
Select account to view a specific child's information, such as eNotice, eHomework and school news.

If you have more than 1 child studying in SEKPS, you need to **add ALL ACCOUNTS separately** in order to view all children's information.

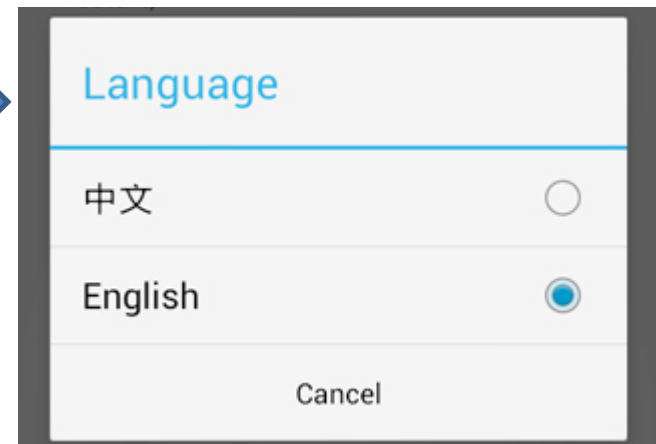


Language Settings

Step 1: Tap the top right button on eClass App front page.



Step 2: Select your preferred language.





Push Message



Android

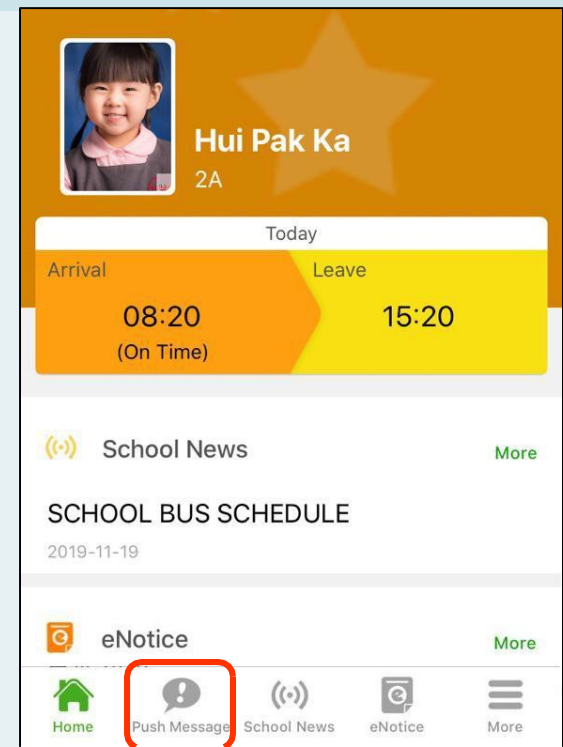

iOS

Push
message

eClass To: Hui Pak Nam 10:47 am
Winter Uniform: This week has been uniform transitio...
1 new message(s)

ECLASS PARENT 18m ago
Winter Uniform
This week has been uniform transition week where students may start wearing winter uniform. From next week, all students are expected to wear winter uniform.

Push
message
(Users
may view
back the
read push
message.)





Push Message



Android

iOS

Push
message



To: Hui Pak Nam

10:47 am

Winter Uniform: This week has been uniform transitio...

1 new message(s)



ECLASS PARENT

18m ago

Winter Uniform

This week has been uniform transition week where students may start wearing winter uniform. From next week, all students are expected to wear winter uniform.

Push
message
(Users
may view
back the
read push
message.)



Push Message



Hui Pak Ka

2A



Winter Uniform

This week has been uniform transition week where students may start wearing winter uniform. From next week, all students are expected to wear winter uniform.

Today 10:31:09 AM



學生離校

Student Leaves School

許柏嘉已於2019-11-19 15:20:04離校。
Hui Pak Ka has left school at 2019-11-19 15:20:04.

Push Message



Hui Pak Ka

2A



Winter Uniform

This week has been uniform transition week where students may start wearing winter uniform. From next week, all students are expected to wear winter uniform.

2019-11-19 10:29:55



學生離校

Student Leaves School

許柏嘉已於2019-11-19 15:20:04離校。
Hui Pak Ka has left school at 2019-11-19 15:20:04.



School News



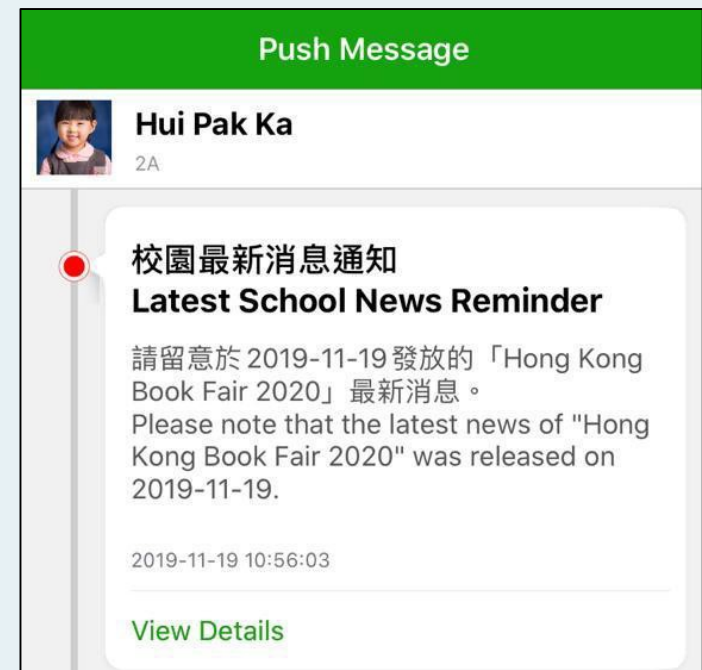
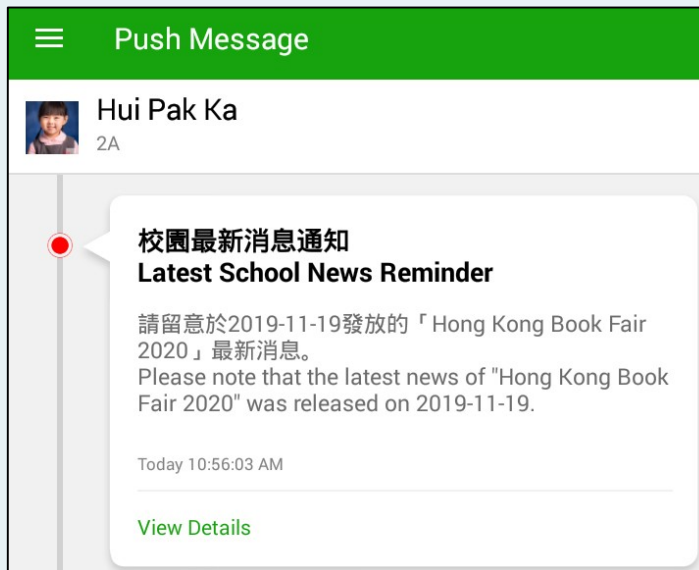
Android

iOS

Push
message



Push
message
(Users
may view
back the
read push
message.)





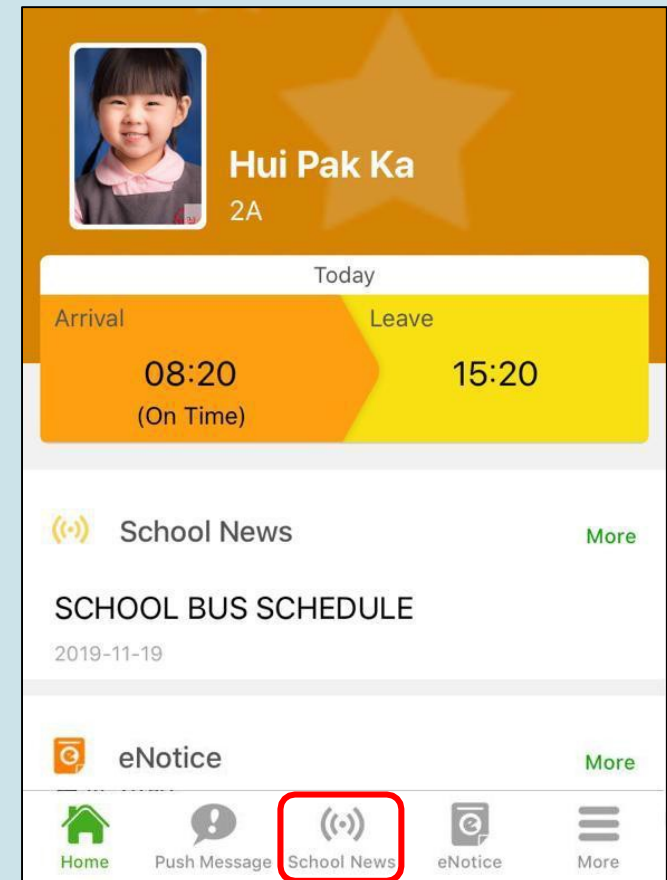
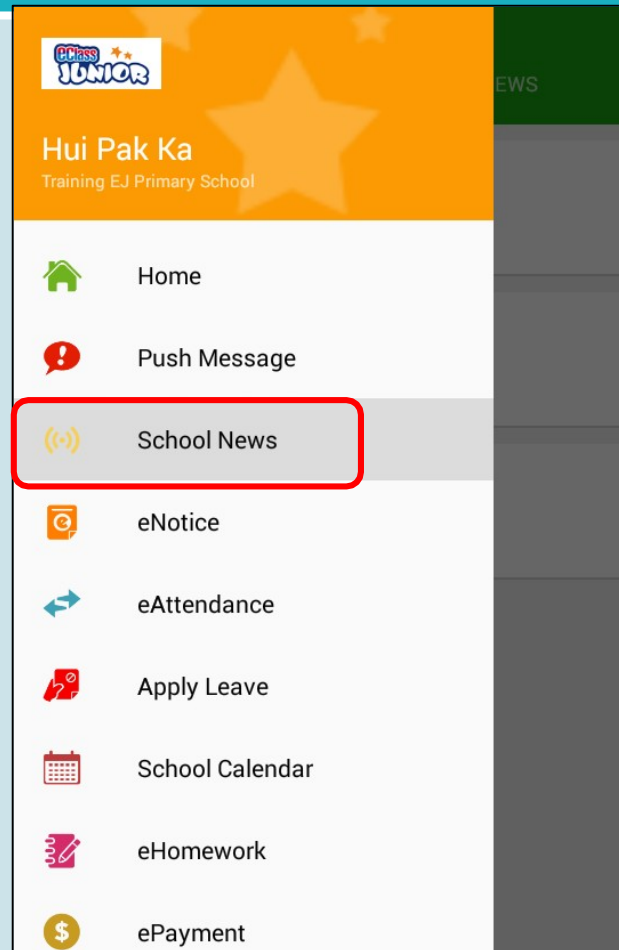
School News



Android

iOS

1. Select "School News" .





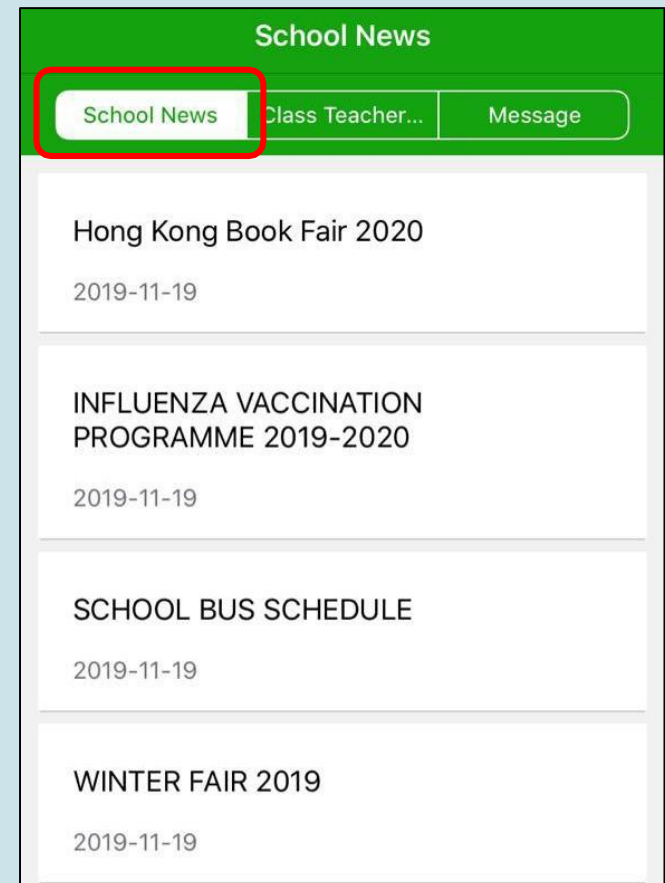
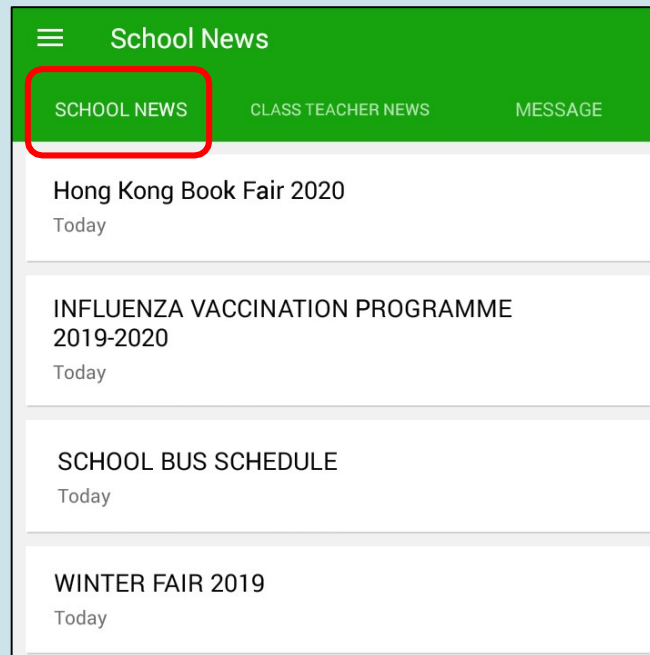
School News



Android

iOS

2. Parents can find out all the school news.





School News



Android

iOS

3. Click a school news for details.

 School News

Hong Kong Book Fair 2020

 2019-10-29

THEME OF THE YEAR: SCI-FI AND MYSTERY

This year's Book Fair, centered on the theme of "**Sci-Fi and Mystery**", offers a good opportunity for readers to appreciate excellent sci-fi and mystery literature. The power of boundless imagination, fusing together the elements of science, fantasy and suspense, fashion words into a world of forever morphing between fantasies and realities. Traveling through the infinite spacetime and unraveling layers upon layers of mysteries on this reading journey, readers can appreciate the magic of sci-fi and mystery literature and enjoy reading for pleasure.





— Misc

Posted By
System Admin

Target Group(s)
Parent

 School News

Hong Kong Book Fair 2020

 2019-10-29

THEME OF THE YEAR: SCI-FI AND MYSTERY

This year's Book Fair, centered on the theme of "**Sci-Fi and Mystery**", offers a good opportunity for readers to appreciate excellent sci-fi and mystery literature. The power of boundless imagination, fusing together the elements of science, fantasy and suspense, fashion words into a world of forever morphing between fantasies and realities. Traveling through the infinite spacetime and unraveling layers upon layers of mysteries on this reading journey, readers can appreciate the magic of sci-fi and mystery literature and enjoy reading for pleasure.







— Misc

Posted By
System Admin

Target Group(s)
Parent



eNotice



Android

iOS

Push
message


 **To: Hui Pak Ka** 2:22 pm


請於2019-12-03 00:00:59或之前簽署電子通告19112「Pa


 **ECLASS PARENT** now

最新電子通告提示 [19112]
Latest eNotice alert [19112]
請於 2019-12-03 00:00:59 或之前簽署電子通告
19112「Parent-child Bonding Activity Day」 ° ...

Push
message
(Users
may view
back the
read push
message.)

 **Push Message**

 **Hui Pak Ka**
2A




最新電子通告提示 [19112]
Latest eNotice alert [19112]


請於2019-12-03 00:00:59或之前簽署電子通告19112「Parent-child Bonding Activity Day」。Please sign the eNotice 19112 titled "Parent-child Bonding Activity Day" on or before 2019-12-03 00:00:59.

Today 02:22:35 PM

[View Details](#)

Push Message

 **Hui Pak Ka**
2A



最新電子通告提示 [19112]
Latest eNotice alert [19112]

請於 2019-12-03 00:00:59 或之前簽署電子通告19112「Parent-child Bonding Activity Day」 °
Please sign the eNotice 19112 titled "Parent-child Bonding Activity Day" on or before 2019-12-03 00:00:59.

2019-12-02 14:21:52

[View Details](#)



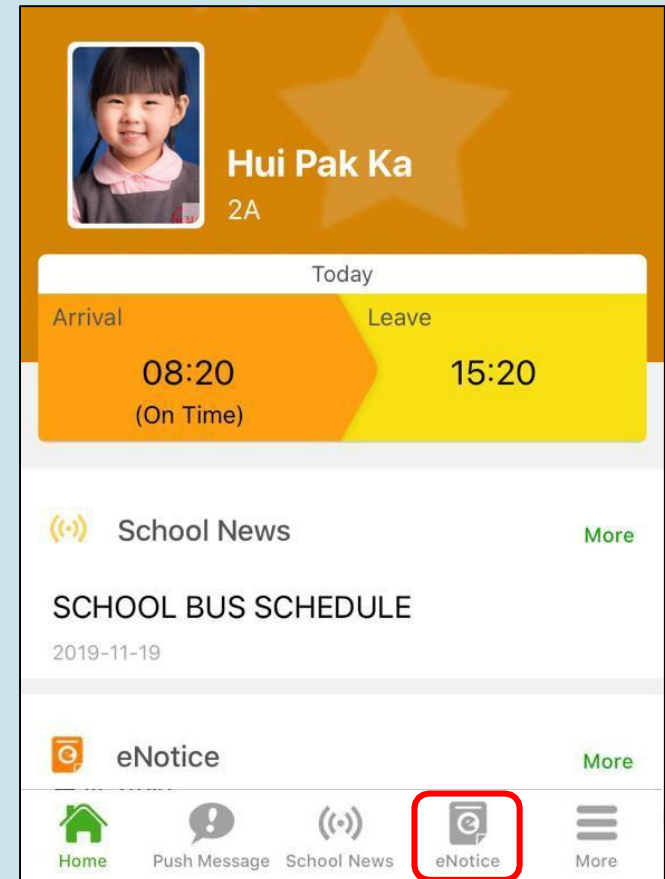
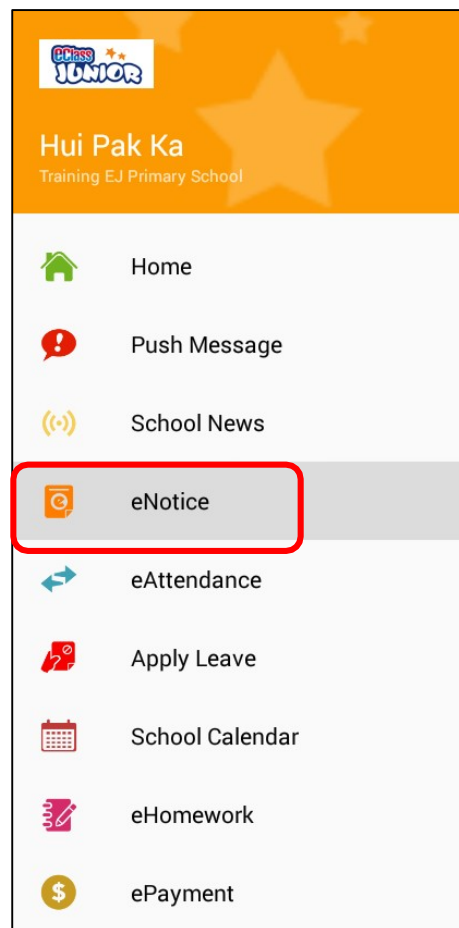
eNotice



Android

iOS

1. Select "eNotice" .





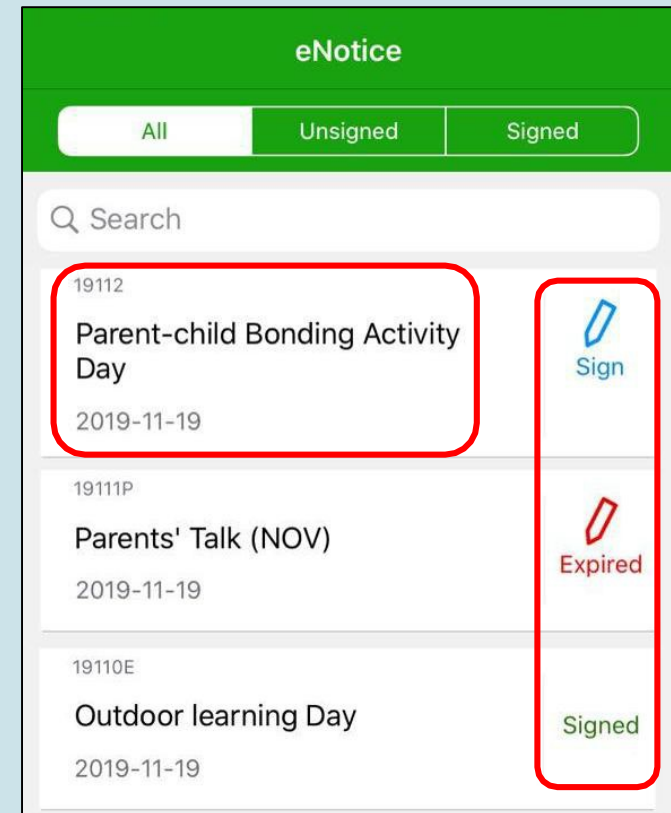
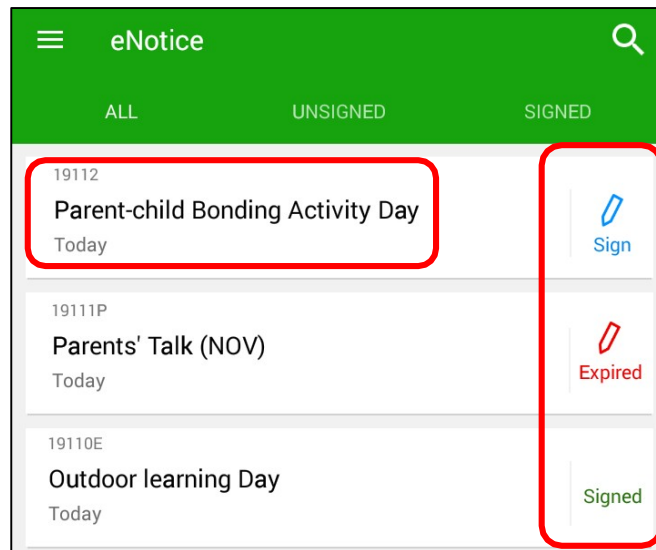
eNotice



Android

iOS

2. Click into a eNotice to read or sign.





eNotice



Android

iOS

3. Read the eNotice.

eNotice

19112

Parent-child Bonding Activity Day Unsigned

Deadline: 2019-12-03 00:00:59

Parent-child Bonding Day Trip

To strengthen the relationship between students, parents and the School, the PTA is hosting the "Parent-child Day Trip" in December. Details are as follows:-

| | |
|-------------------|---|
| Date : | 1 December 2019 (Sunday) |
| Time : | 9:15 a.m. to 4:00 p.m. (approximately) |
| Gathering place : | School Main Entrance |
| Programme : | A day camp will be held at the Holiday Camp. There will be a series of camp activities and parent- child bonding games. |

Misc

eNotice

19112

Parent-child Bonding Activity Day Unsigned

Deadline: 2019-12-03 00:00:59

Parent-child Bonding Day Trip

To strengthen the relationship between students, parents and the School, the PTA is hosting the "Parent-child Day Trip" in December. Details are as follows:-

| | |
|-------------------|---|
| Date : | 1 December 2019 (Sunday) |
| Time : | 9:15 a.m. to 4:00 p.m. (approximately) |
| Gathering place : | School Main Entrance |
| Programme : | A day camp will be held at the Holiday Camp. There will be a series of camp activities and parent- child bonding games. |

Home Push Message School News eNotice More



eNotice



Android

iOS

4. Sign the eNotice.



**Signature =
eClass Parent
App Password**

← eNotice

Reply Slip

*I have been notified of the details of the captioned PTA activity.

☐ My family will join this event.

☐ My family will not be able to join this event.

*Total no. of participants:

Please fill in the above reply slip and click Sign button to sign this notice.

Password

Sign

← eNotice

Reply Slip

*I have been notified of the details of the captioned PTA activity.

☒ My family will join this event.

☐ My family will not be able to join this event.

*Total no. of participants:

4

* Please fill in the above reply slip and click Sign button to sign this notice.

Password

Sign

Home Push Message School News eNotice More



eNotice



Android

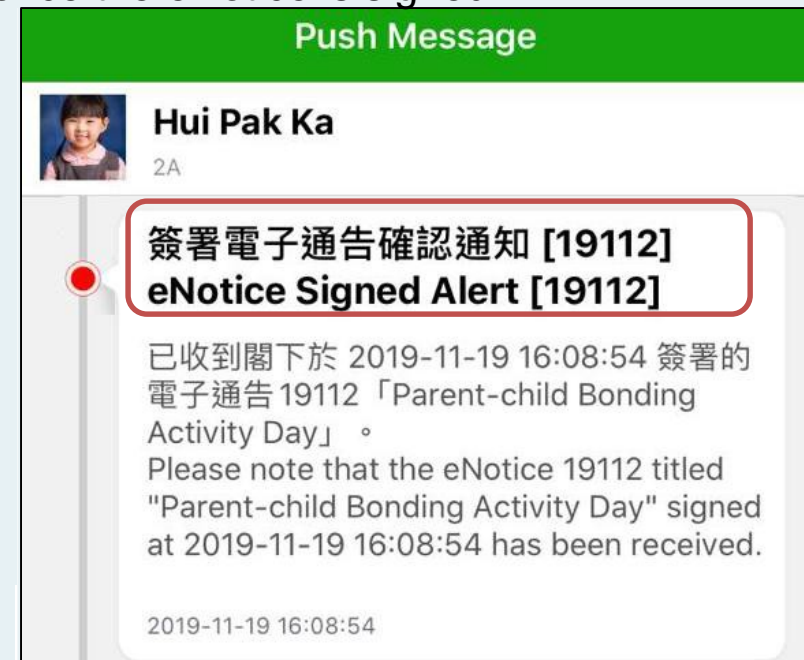
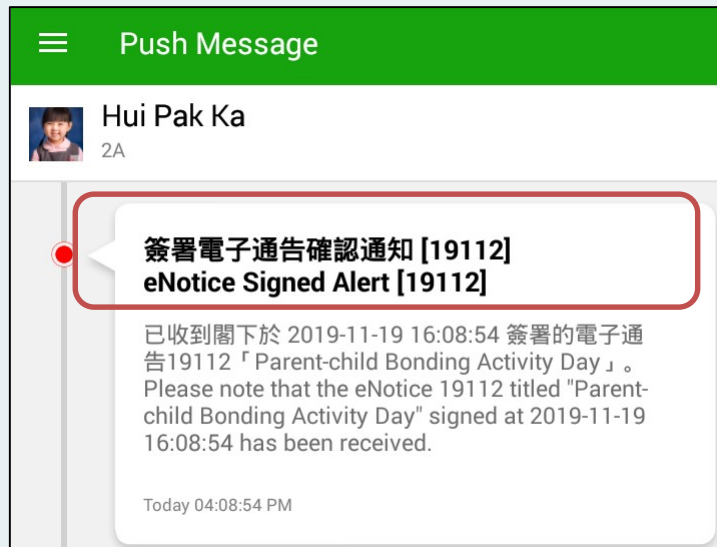
iOS

Push
message



A SMS will be sent to Parent App automatically once the eNotice is signed.

Push
message
(Users
may view
back the
read push
message.)





eNotice

(Reminder of Unread eNotice)



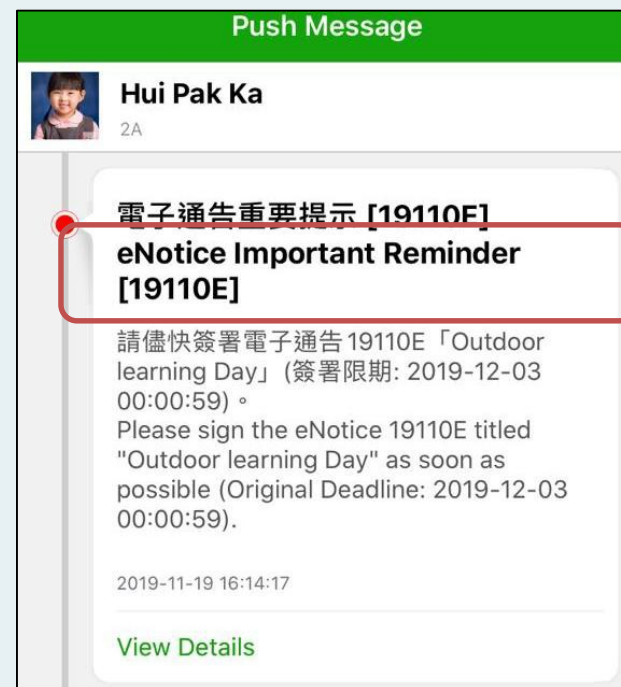
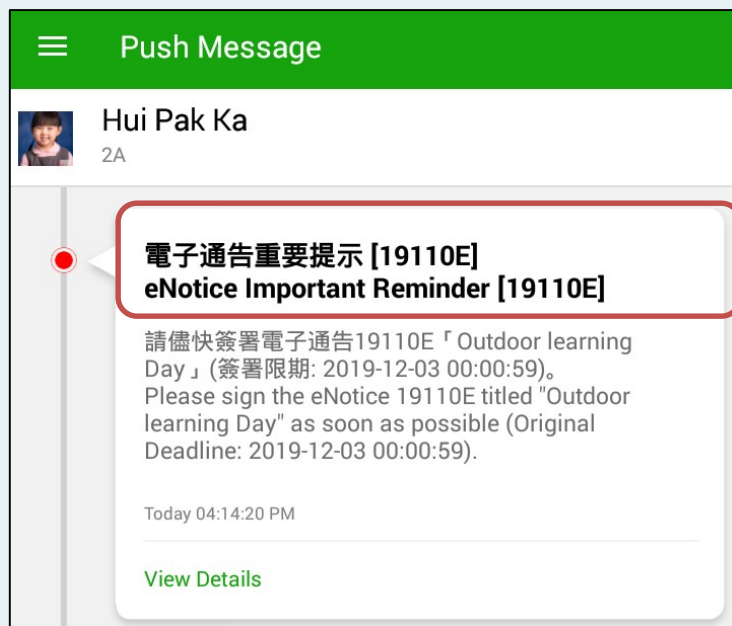
Android

iOS

Push
message



Push
message
(Users
may view
back the
read push
message.)





School Calendar



Android

Users may view the events and holidays.

The screenshot shows the 'School Calendar' app interface. At the top, there is a green header with a hamburger menu icon on the left, the title 'School Calendar' in the center, and a calendar icon and a refresh icon on the right. Below the header, the calendar is displayed for the months of 2019/10 and 2019/11. The calendar grid shows days of the week from Sun to Sat. Days are color-coded: green for English Speaking Day (Oct 1, Nov 8), light blue for other days, and red for days that are not part of the current month (e.g., 3, 10, 17, 24 in Oct; 4, 11, 18, 25 in Nov). The bottom section of the app shows a list of events, with the first two entries being 'English Speaking Day' on October 1st and November 8th, each with a corresponding green square icon and a right-pointing arrow.

| 2019/10 | | 2019/11 | | | 2019/12 | |
|---------|----------------------|---------|-----|-----|---------|-----|
| Sun | Mon | Tue | Wed | Thu | Fri | Sat |
| 27 | 28 | 29 | 30 | 31 | 1 | 2 |
| 3 | 4 | 5 | 6 | 7 | 8 | 9 |
| 10 | 11 | 12 | 13 | 14 | 15 | 16 |
| 17 | 18 | 19 | 20 | 21 | 22 | 23 |
| 24 | 25 | 26 | 27 | 28 | 29 | 30 |
| 1 | 2 | 3 | 4 | 5 | 6 | 7 |
| 1 | English Speaking Day | | | | | > |
| 8 | English Speaking Day | | | | | > |

ios

[◀ More](#) **School Calendar** This month

| November 2019 | | | | | | |
|---------------|-----|-----|-----|-----|-----|-----|
| Sun | Mon | Tue | Wed | Thu | Fri | Sat |
| 27 | 28 | 29 | 30 | 31 | 1 | 2 |
| 3 | 4 | 5 | 6 | 7 | 8 | 9 |
| 10 | 11 | 12 | 13 | 14 | 15 | 16 |
| 17 | 18 | 19 | 20 | 21 | 22 | 23 |
| 24 | 25 | 26 | 27 | 28 | 29 | 30 |

| | | |
|---|----------------------|---|
| 1 | English Speaking Day | > |
| 8 | English Speaking Day | > |

Home
 Push Message
 School News
 eNotice
 More



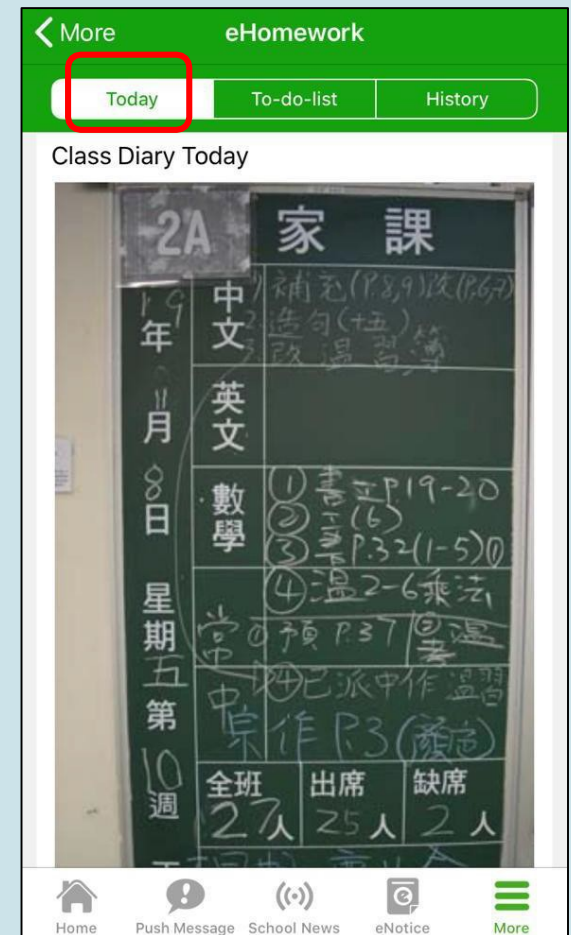
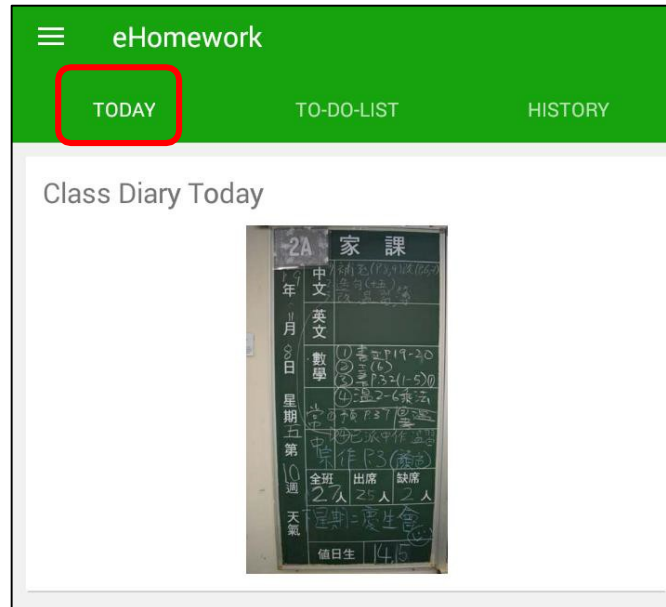
eHomework



Android

iOS

View homework.





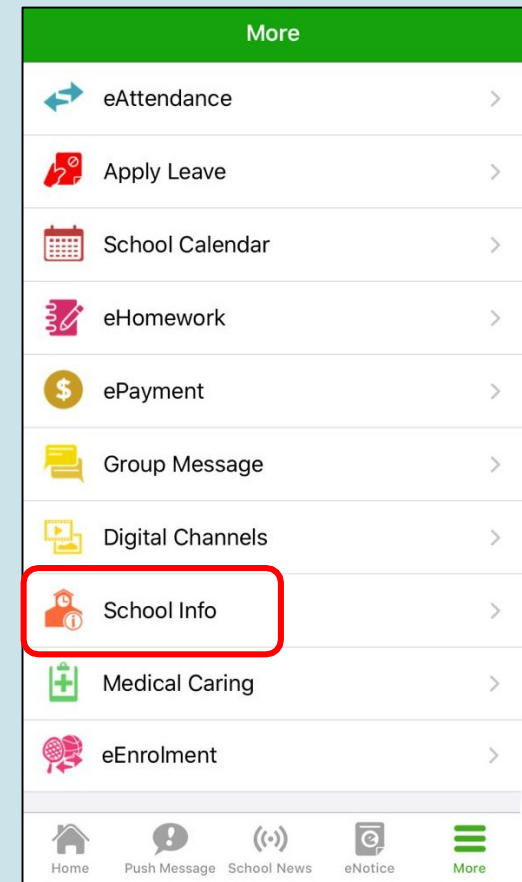
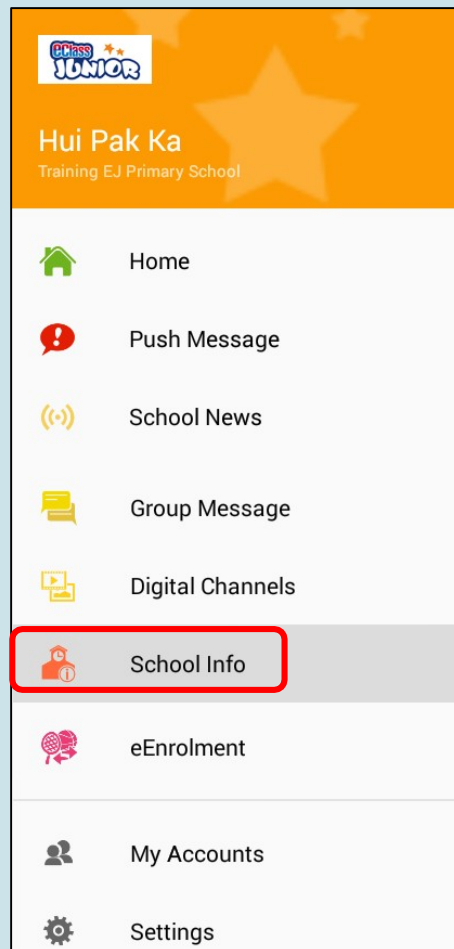
School Info



Android

iOS

1. Select "School Info" .





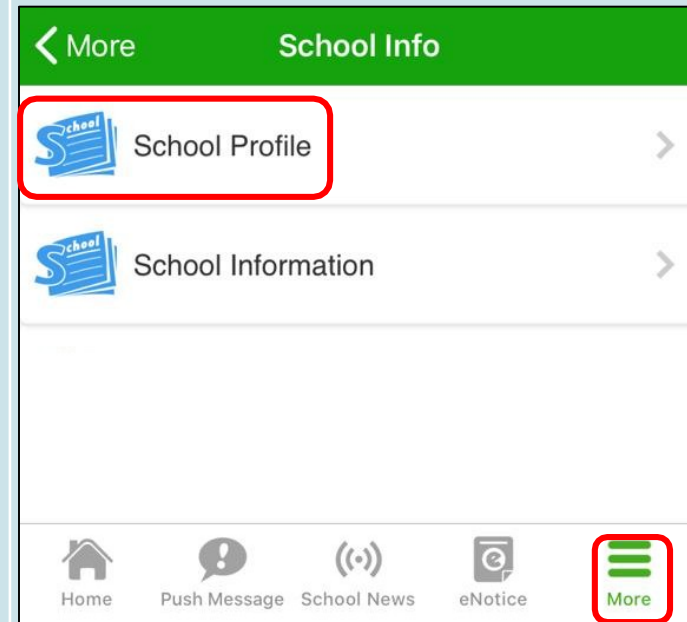
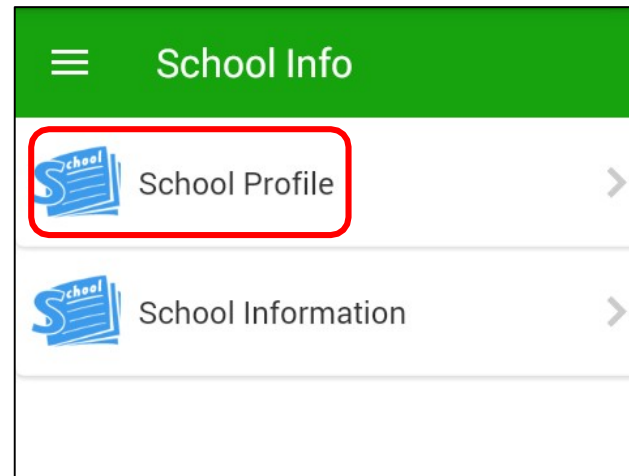
School Info



Android

iOS

2. Select an item.





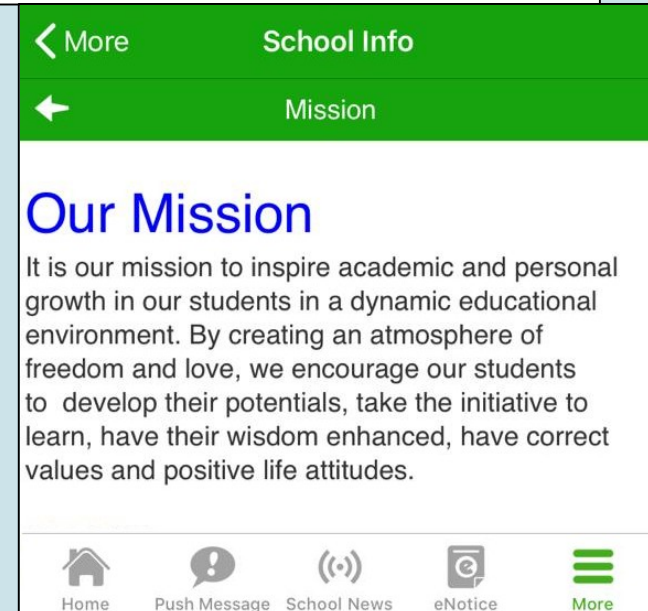
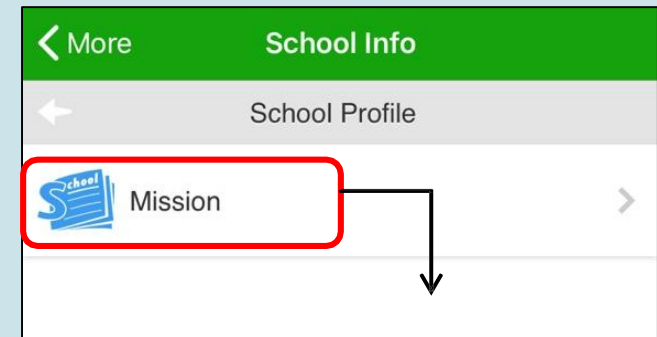
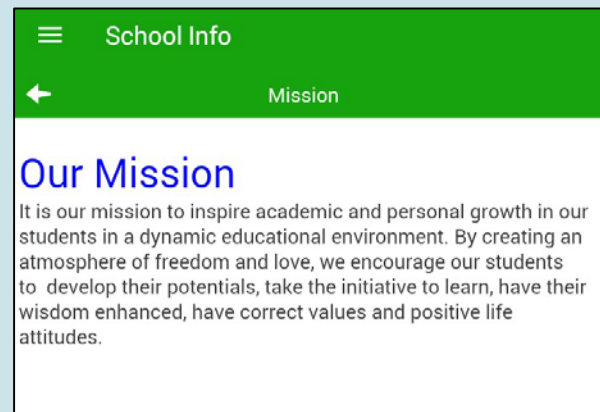
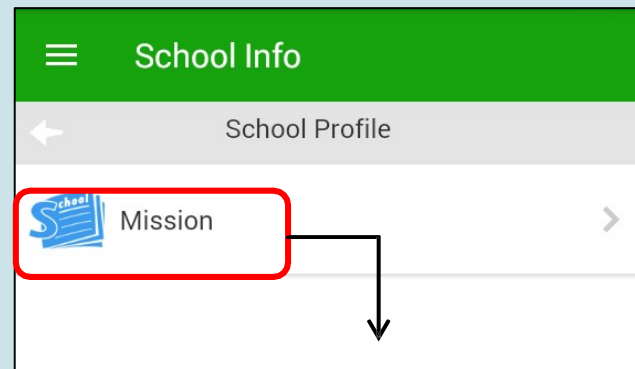
School Info



Android

iOS

3. View school info.



My Accounts



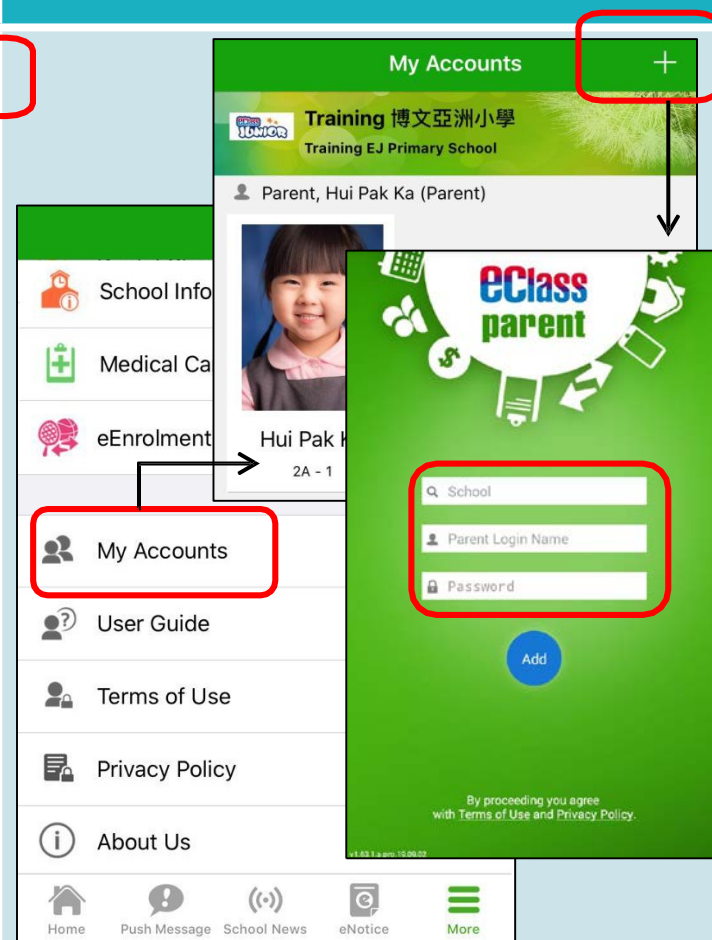
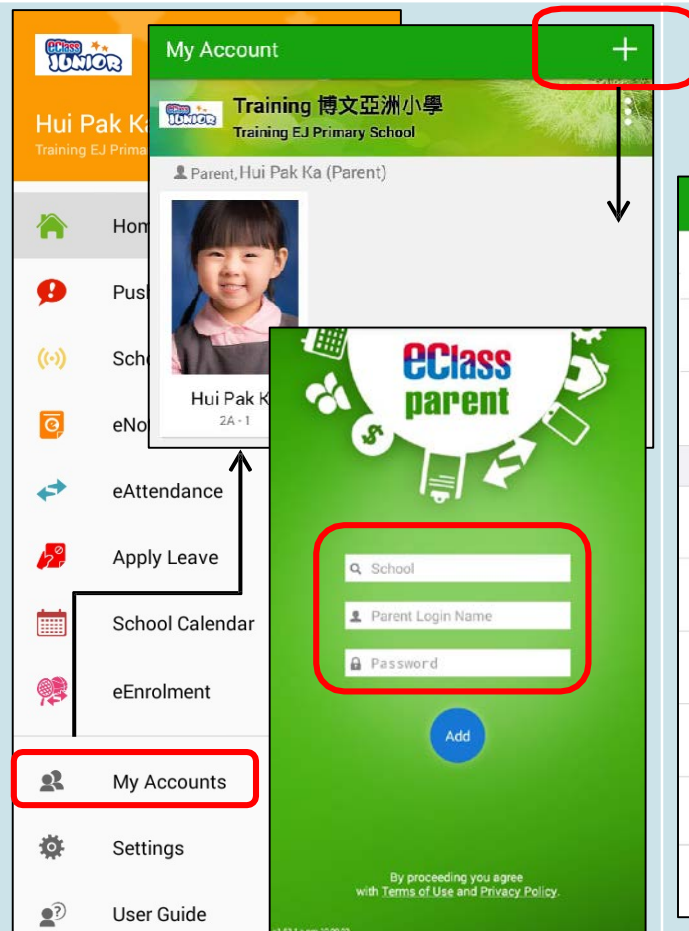
If you have **more than 1 child** studying in SEKPS, you need to add **ALL ACCOUNTS** separately.

Android

iOS

Add Account(s)

1. Click "My Accounts".
2. Click "+" to add account(s).





My Accounts

(Log out/ Delete Account)




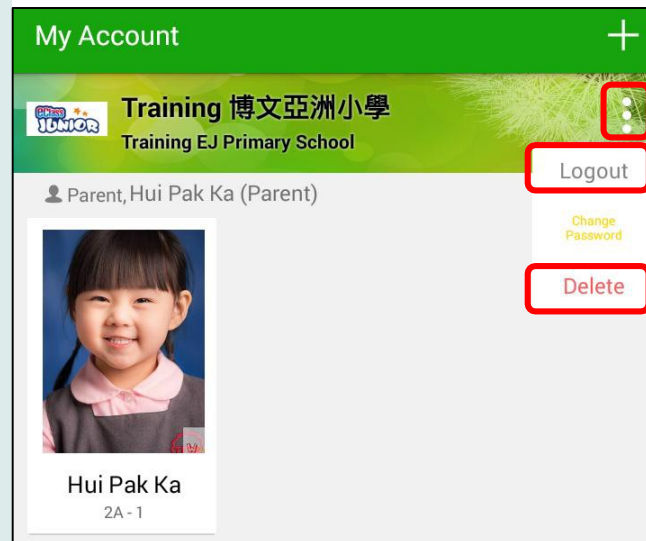
Android

iOS

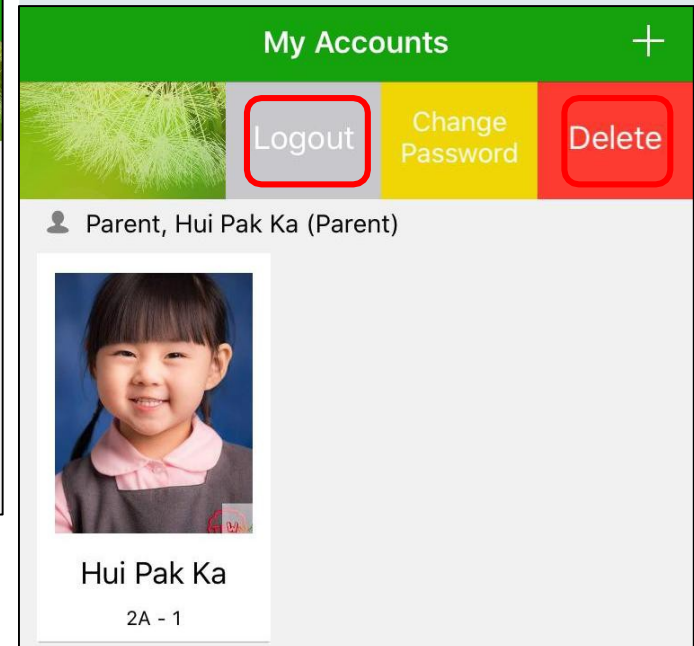
Log out/ Delete Account

1. Click or swipe the school banner to the left.
2. Select "Logout" or "Delete" .

Click  and select "Logout" or "Delete" .



Swipe the school banner from right to left and select "Logout" or "Delete" .





My Accounts



(Change Password)

Android

iOS

Change Password

1. Select "Change password" .
2. Enter current password, new password. Re-type the new password.
3. Click "✓" or "Confirm" .

The Android app interface shows the 'My Account' screen for 'Training EJ Primary School'. A dropdown menu is open, showing 'Logout', 'Change Password' (highlighted with a red box), and 'Delete'. An arrow points from 'Change Password' to the 'Change Password' button at the bottom of the screen, which is also highlighted with a red box and a checkmark. Below the button are three input fields: 'Current password', 'New password', and 'Re-type new password'. A note at the bottom states: 'To enhance the security of your account, please avoid using a password same as the login name. # At least 6 characters (consists of letter and number) are required for password!'.

The iOS app interface shows the 'My Accounts' screen for 'Parent, Hui Pak Ka (Parent)'. A yellow box highlights the 'Change Password' button, with an arrow pointing to the 'Confirm' button at the bottom right, which is also highlighted with a red box. Below the buttons are three input fields: 'Current password', 'New password', and 'Re-type new password'. A note at the bottom states: 'To enhance the security of your account, please avoid using a password same as the login name. # At least 6 characters (consists of letter and number) are required for password!'.