




Introduction

What is eClass Parent App?

eClass Parent App is a **mobile application** which facilitates communication between school and parents.

Parents may also have a more understanding of their child and receive latest news from the school by using the app.



Functions of eClass Parent App



Push Notification (SMS)



eNotice



School News



eHomework



School Calendar



School Information



Installation (Android)



Open the Play Store



Search "eClass Parent App"



Install eClass Parent App



Quick Access QR code





Installation(IOS)



Open the
App Store



Search "eClass
Parent App"



Install eClass
Parent App



Quick Access
QR code

User Guide (Android / iOS)



Login



eClass Parent App password = eNotice signature.
Please change the default password and
remember your new password!



Enter "Sir Ellis
Kadoorie (S) Primary
School"

Enter login ID of
the Parent App

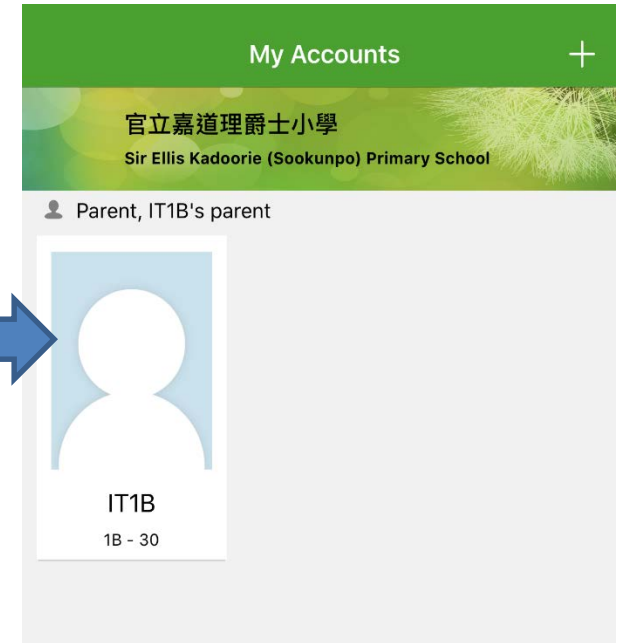
Enter password

Click "Add"

eClass Parent App Main Page

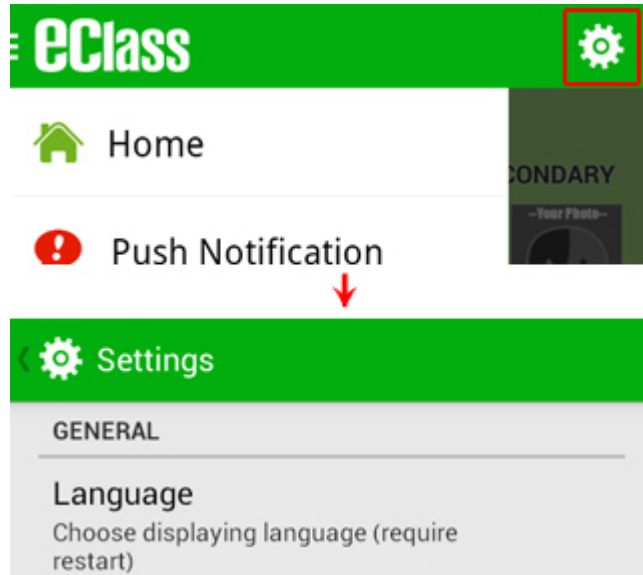
Select account to view a specific child's information, such as eNotice, eHomework and school news.

If you have more than 1 child studying in SEKPS, you need to **add ALL ACCOUNTS separately** in order to view all children's information.

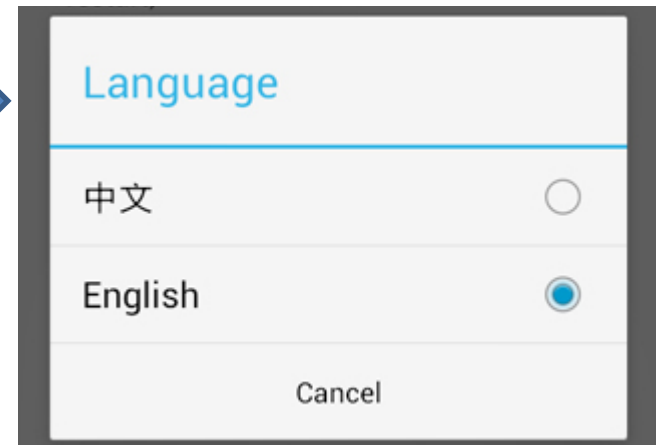


Language Settings

Step 1: Tap the top right button on eClass App front page.



Step 2: Select your preferred language.





Push Message



Android

iOS

Push message

eClass To: Hui Pak Nam 10:47 am
 Winter Uniform: This week has been uniform transitio...
 1 new message(s)

ECLASS PARENT 18m ago
Winter Uniform
 This week has been uniform transition week where students may start wearing winter uniform. From next week, all students are expected to wear winter uniform.

Push message (Users may view back the read push message.)

Hui Pak Ka
 Training EJ Primary School

- Home
- Push Message**
- School News
- eNotice
- eAttendance
- Apply Leave
- School Calendar
- eHomework

Hui Pak Ka
 2A

Today

Arrival	Leave
08:20 (On Time)	15:20

School News [More](#)

SCHOOL BUS SCHEDULE
 2019-11-19

eNotice [More](#)

- Home
- Push Message**
- School News
- eNotice
- More



Push Message



Android

iOS


Push message

eClass To: Hui Pak Nam 10:47 am
 Winter Uniform: This week has been uniform transitio...
 1 new message(s)

ECLASS PARENT 18m ago
Winter Uniform
 This week has been uniform transition week where students may start wearing winter uniform. From next week, all students are expected to wear winter uniform.

Push message (Users may view back the read push message.)

Push Message

 **Hui Pak Ka**
2A

Winter Uniform


This week has been uniform transition week where students may start wearing winter uniform. From next week, all students are expected to wear winter uniform.

Today 10:31:09 AM

學生離校
Student Leaves School

許柏嘉已於2019-11-19 15:20:04離校。
Hui Pak Ka has left school at 2019-11-19 15:20:04.

Push Message

 **Hui Pak Ka**
2A

Winter Uniform

This week has been uniform transition week where students may start wearing winter uniform. From next week, all students are expected to wear winter uniform.

2019-11-19 10:29:55

學生離校
Student Leaves School

許柏嘉已於2019-11-19 15:20:04離校。
Hui Pak Ka has left school at 2019-11-19 15:20:04.



School News



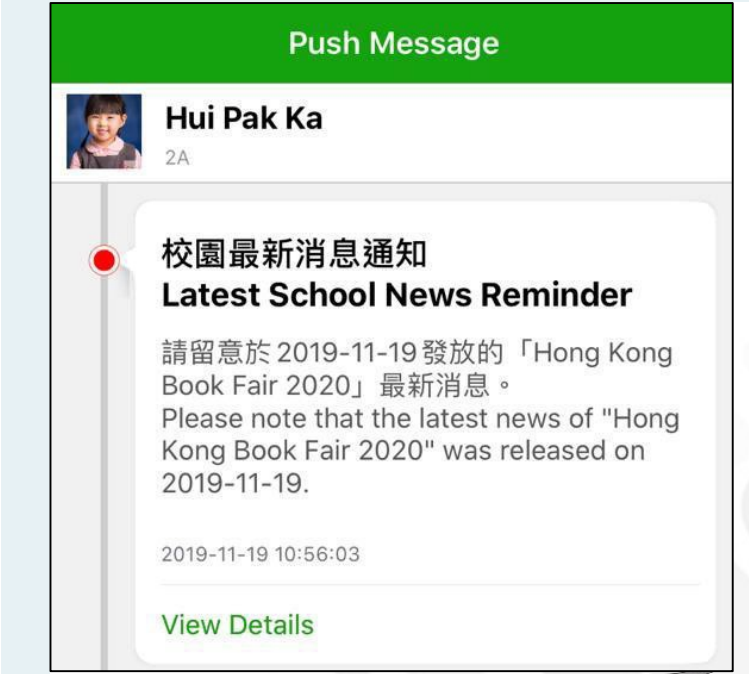
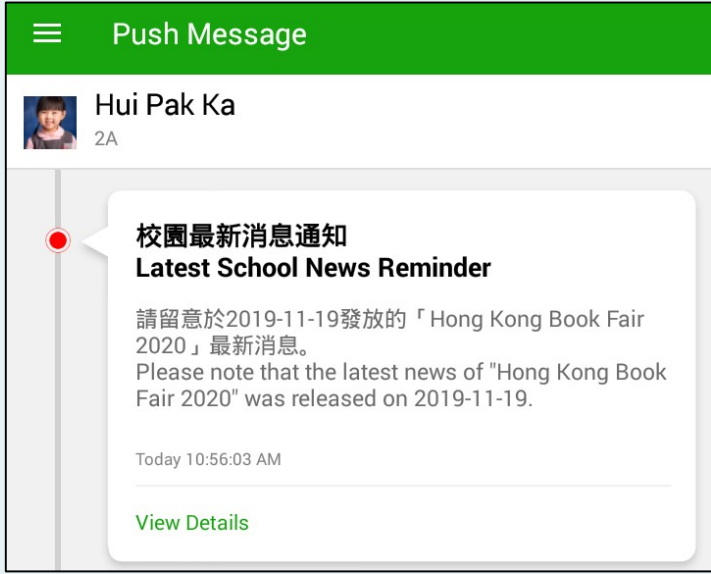
Android

iOS

Push message



Push message (Users may view back the read push message.)





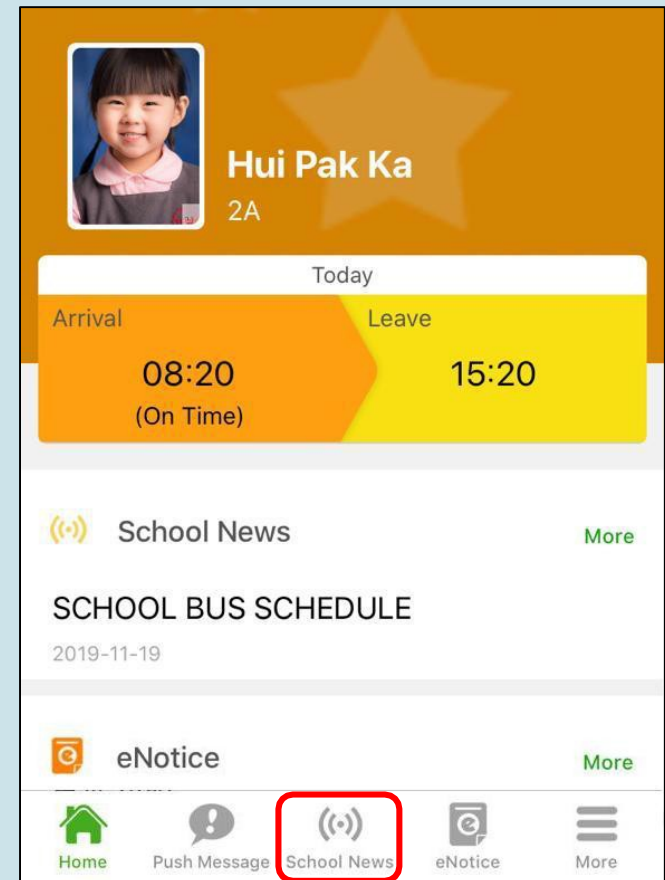
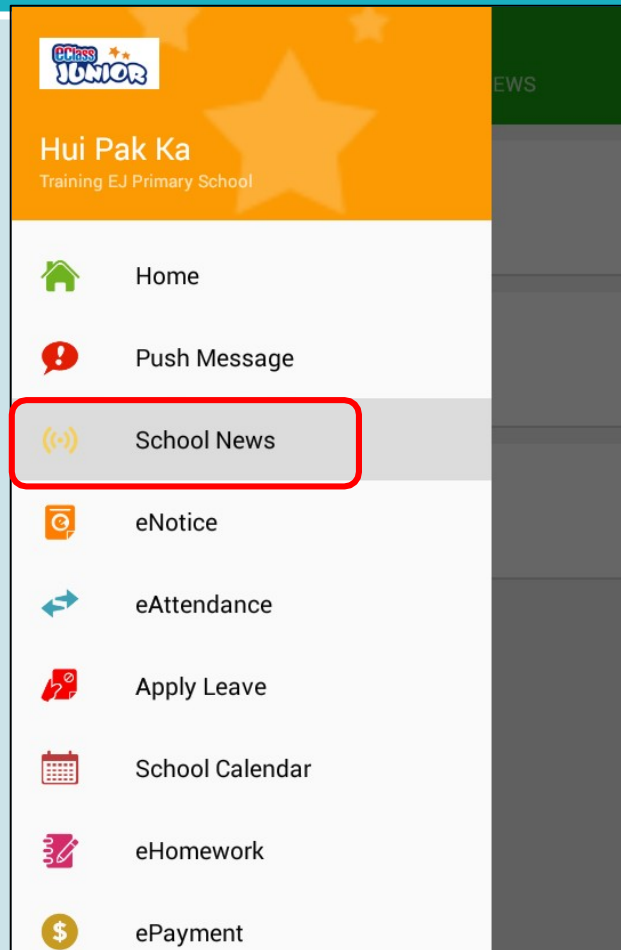
School News



Android

iOS

1. Select "School News" .





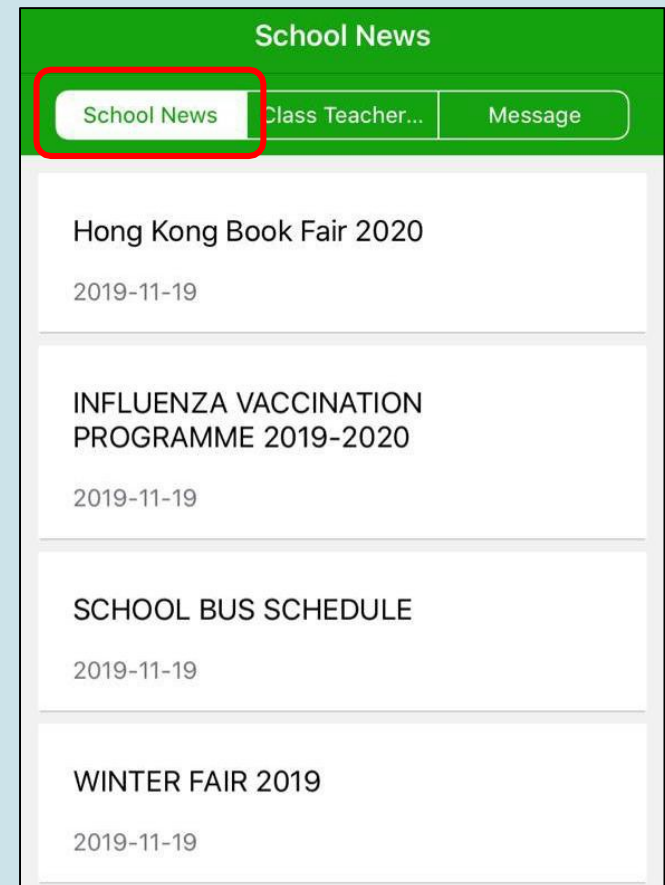
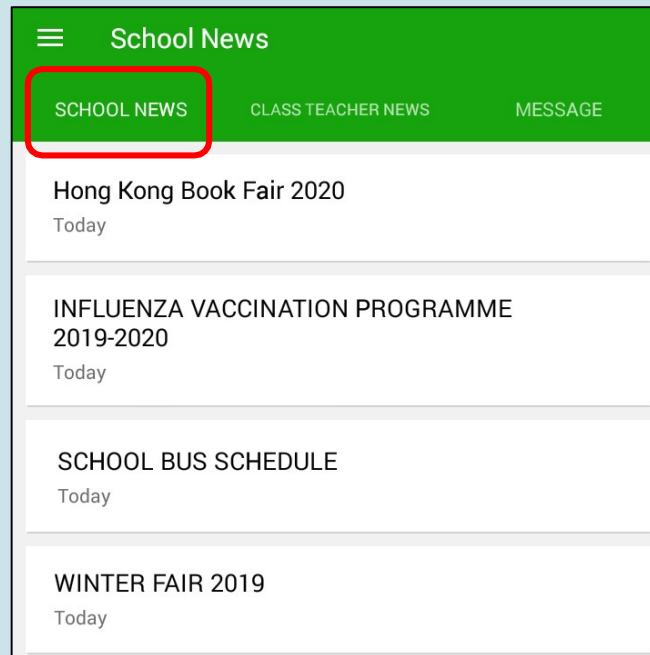
School News



Android

iOS

2. Parents can find out all the school news.





School News



	<h2>Android</h2>	<h2>iOS</h2>
--	------------------	--------------

3. Click a school news for details.

← School News

Hong Kong Book Fair 2020

📅 2019-10-29

THEME OF THE YEAR: SCI-FI AND MYSTERY

This year's Book Fair, centered on the theme of "Sci-Fi and Mystery", offers a good opportunity for readers to appreciate excellent sci-fi and mystery literature. The power of boundless imagination, fusing together the elements of science, fantasy and suspense, fashion words into a world of forever morphing between fantasies and realities. Traveling through the infinite spacetime and unraveling layers upon layers of mysteries on this reading journey, readers can appreciate the magic of sci-fi and mystery literature and enjoy reading for pleasure.

[📎 Hong Kong Book Fair 2020.png](#)

⊖ Misc

Posted By
System Admin

Target Group(s)
Parent

← School News

Hong Kong Book Fair 2020

📅 2019-10-29

THEME OF THE YEAR: SCI-FI AND MYSTERY

This year's Book Fair, centered on the theme of "Sci-Fi and Mystery", offers a good opportunity for readers to appreciate excellent sci-fi and mystery literature. The power of boundless imagination, fusing together the elements of science, fantasy and suspense, fashion words into a world of forever morphing between fantasies and realities. Traveling through the infinite spacetime and unraveling layers upon layers of mysteries on this reading journey, readers can appreciate the magic of sci-fi and mystery literature and enjoy reading for pleasure.

[📎 Hong Kong Book Fair 2020.png](#)

⊖ Misc

Posted By
System Admin

Target Group(s)
Parent



eNotice



Android

iOS

Push message

eClass To: Hui Pak Ka 2:22 pm
 請於2019-12-03 00:00:59或之前簽署電子通告19112「Pa

ECLASS PARENT now
 最新電子通告提示 [19112]
 Latest eNotice alert [19112]
 請於 2019-12-03 00:00:59 或之前簽署電子通告
 19112 「Parent-child Bonding Activity Day」 ◦ ...

Push message (Users may view back the read push message.)

Push Message

Hui Pak Ka
2A

最新電子通告提示 [19112]
Latest eNotice alert [19112]

請於2019-12-03 00:00:59或之前簽署電子通告19112「Parent-child Bonding Activity Day」。Please sign the eNotice 19112 titled "Parent-child Bonding Activity Day" on or before 2019-12-03 00:00:59.

Today 02:22:35 PM

[View Details](#)

Push Message

Hui Pak Ka
2A

最新電子通告提示 [19112]
Latest eNotice alert [19112]

請於 2019-12-03 00:00:59 或之前簽署電子通告19112「Parent-child Bonding Activity Day」 ◦
 Please sign the eNotice 19112 titled "Parent-child Bonding Activity Day" on or before 2019-12-03 00:00:59.

2019-12-02 14:21:52

[View Details](#)



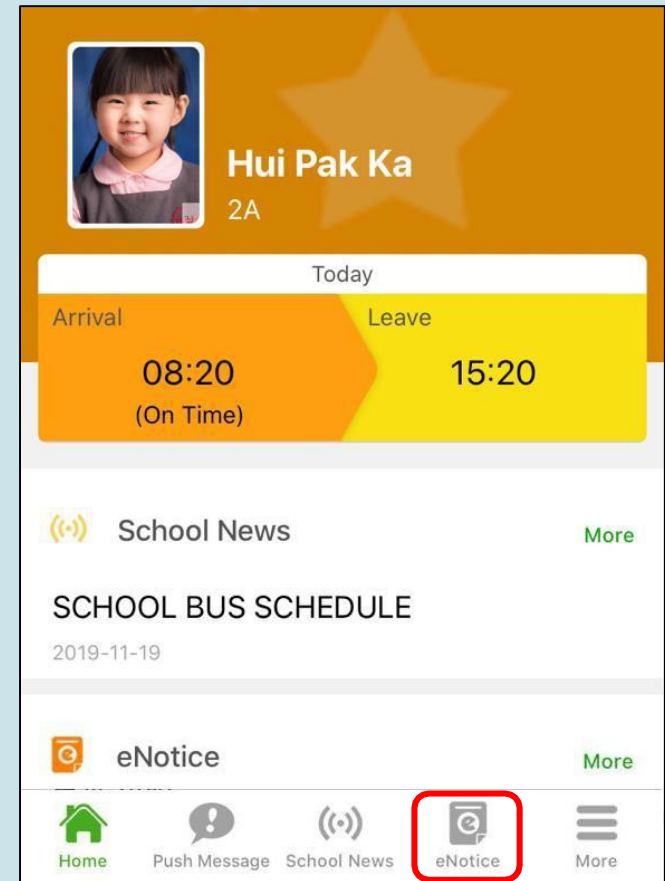
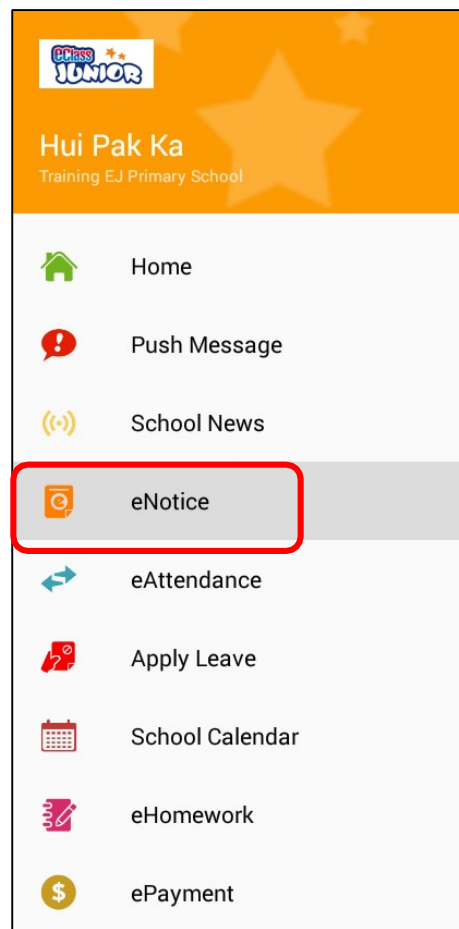
eNotice



Android

iOS

1. Select "eNotice" .





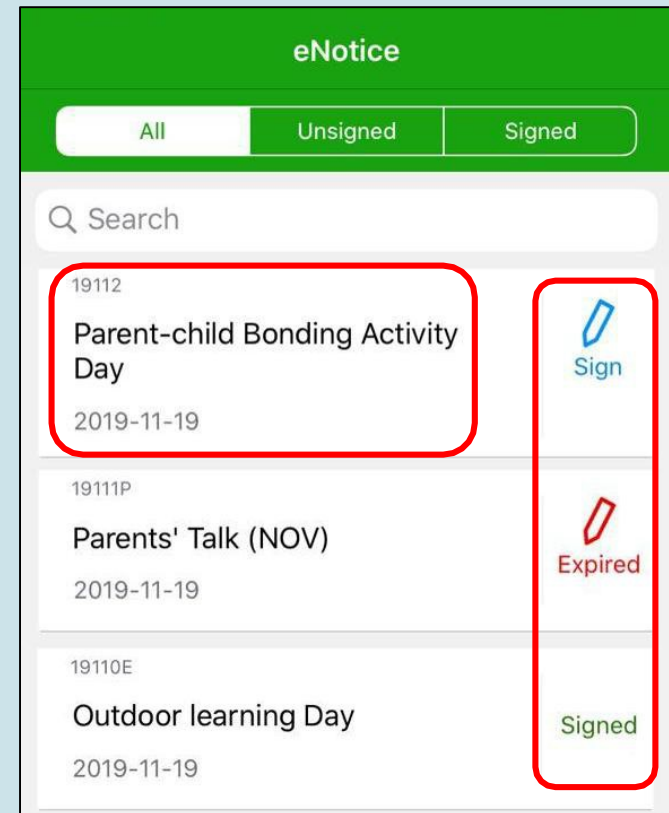
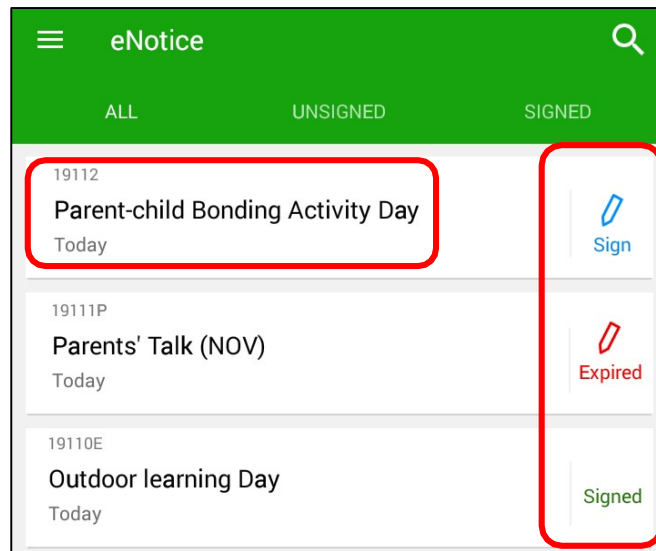
eNotice



Android

iOS

2. Click into a eNotice to read or sign.





eNotice



Android

iOS

3. Read the eNotice.

← eNotice

19112
Parent-child Bonding Activity Day Unsigned

🕒 **Deadline:** 2019-12-03 00:00:59

Parent-child Bonding Day Trip

To strengthen the relationship between students, parents and the School, the PTA is hosting the "Parent-child Day Trip" in December. Details are as follows:-

Date :	1 December 2019 (Sunday)
Time :	9:15 a.m. to 4:00 p.m. (approximately)
Gathering place :	School Main Entrance
Programme :	A day camp will be held at the Holiday Camp. There will be a series of camp activities and parent- child bonding games.

+ Misc

← eNotice

19112
Parent-child Bonding Activity Day Unsigned

🕒 **Deadline:** 2019-12-03 00:00:59

Parent-child Bonding Day Trip

To strengthen the relationship between students, parents and the School, the PTA is hosting the "Parent-child Day Trip" in December. Details are as follows:-

Date :	1 December 2019 (Sunday)
Time :	9:15 a.m. to 4:00 p.m. (approximately)
Gathering place :	School Main Entrance
Programme :	A day camp will be held at the Holiday Camp. There will be a series of camp activities and parent- child bonding games.

Home Push Message School News **eNotice** More



eNotice



4. Sign the eNotice.

Android

iOS



**Signature =
eClass Parent
App Password**

← eNotice

Reply Slip

*I have been notified of the details of the captioned PTA activity.

My family will join this event.

My family will not be able to join this event.

*Total no. of participants:

Please fill in the above reply slip and click Sign button to sign this notice.

Password

Sign

← eNotice

Reply Slip

*I have been notified of the details of the captioned PTA activity.

My family will join this event.

My family will not be able to join this event.

*Total no. of participants:

* Please fill in the above reply slip and click Sign button to sign this notice.

Password

Sign

Home Push Message School News eNotice More



eNotice



Android

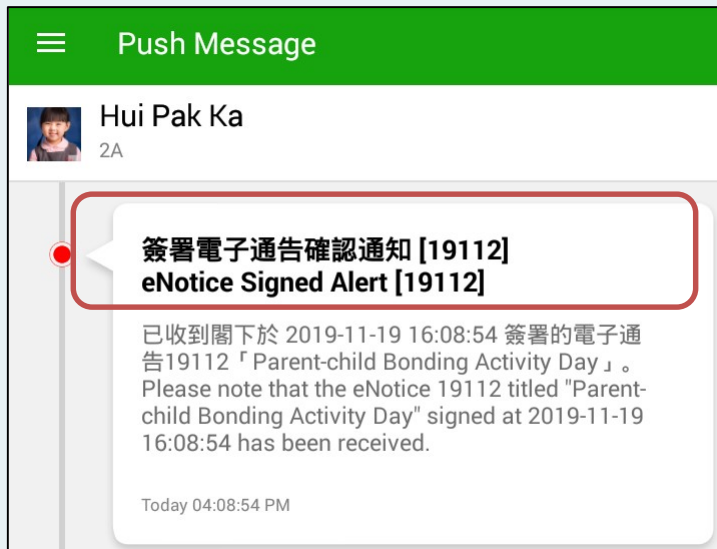
iOS

Push message



A SMS will be sent to Parent App automatically once the eNotice is signed.

Push message (Users may view back the read push message.)





eNotice

(Reminder of Unread eNotice)

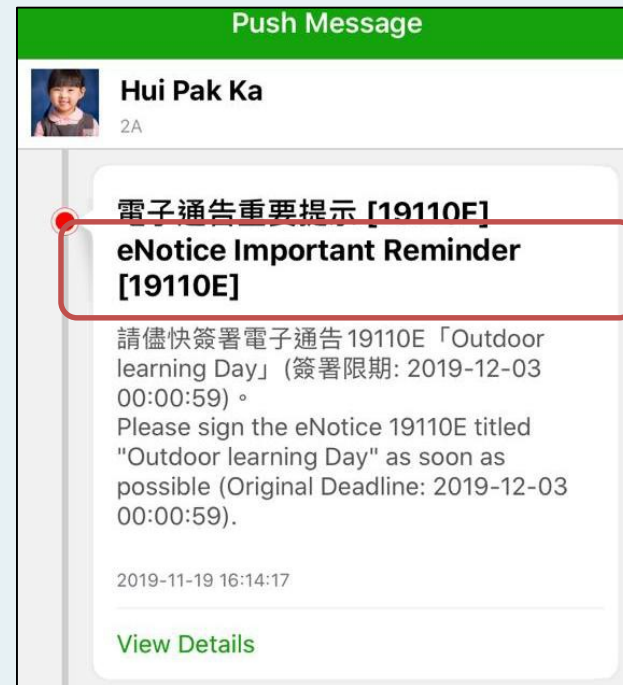
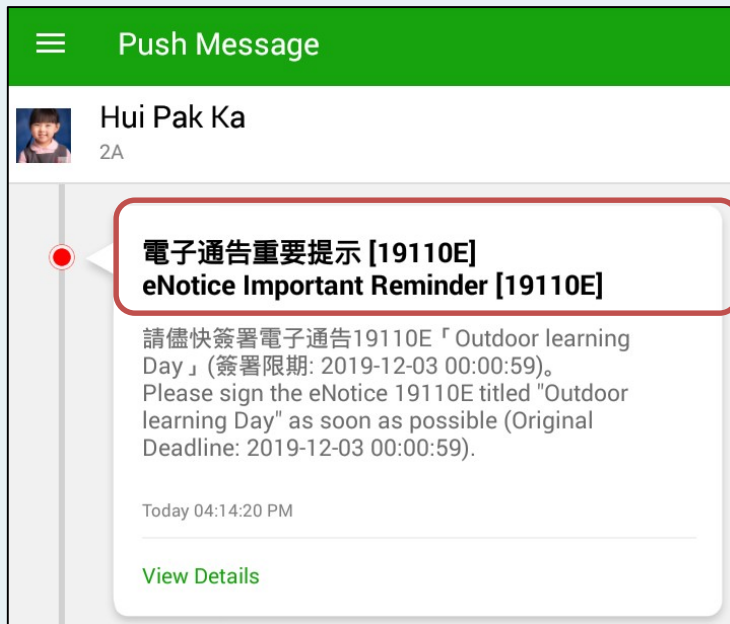


Android iOS

Push message



Push message (Users may view back the read push message.)





School Calendar



Android

iOS

Users may view the events and holidays.

School Calendar						
2019/10		2019/11			2019/12	
Sun	Mon	Tue	Wed	Thu	Fri	Sat
27	28	29	30	31	1	2
3	4	5	6	7	8	9
10	11	12	13	14	15	16
17	18	19	20	21	22	23
24	25	26	27	28	29	30
1	2	3	4	5	6	7
1	English Speaking Day					>
8	English Speaking Day					>

School Calendar						
November 2019						
Sun	Mon	Tue	Wed	Thu	Fri	Sat
27	28	29	30	31	1	2
3	4	5	6	7	8	9
10	11	12	13	14	15	16
17	18	19	20	21	22	23
24	25	26	27	28	29	30
1	English Speaking Day					>
8	English Speaking Day					>

Home Push Message School News eNotice More



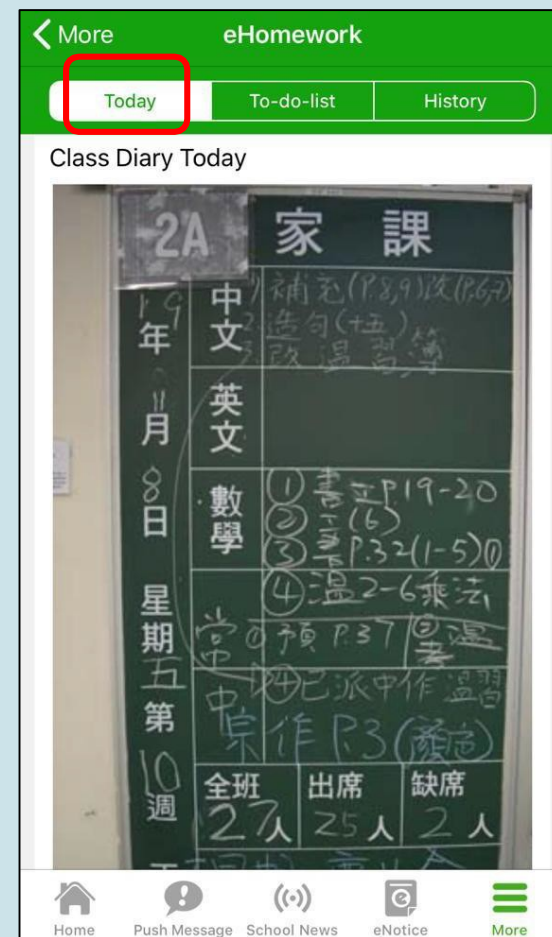
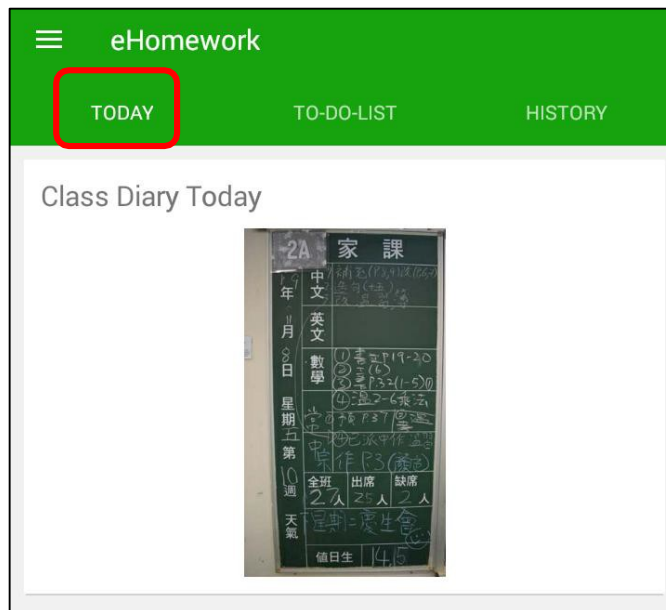
eHomework



Android

iOS

View homework.





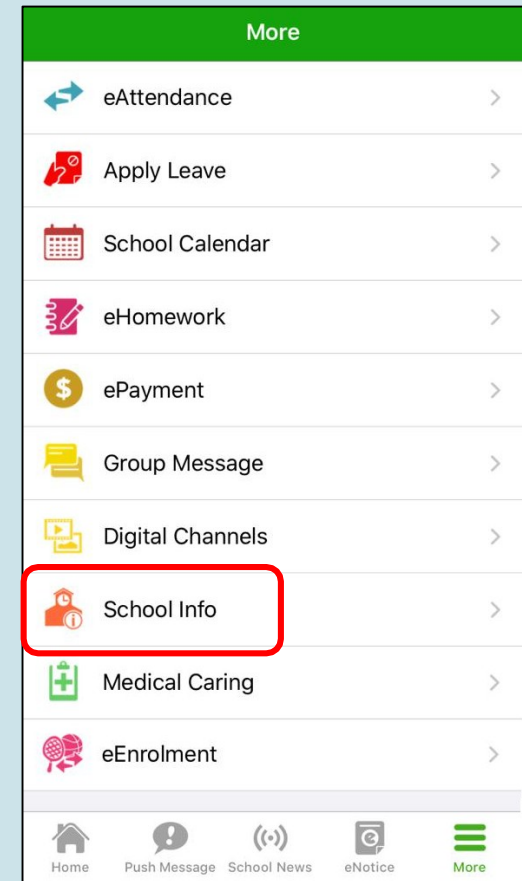
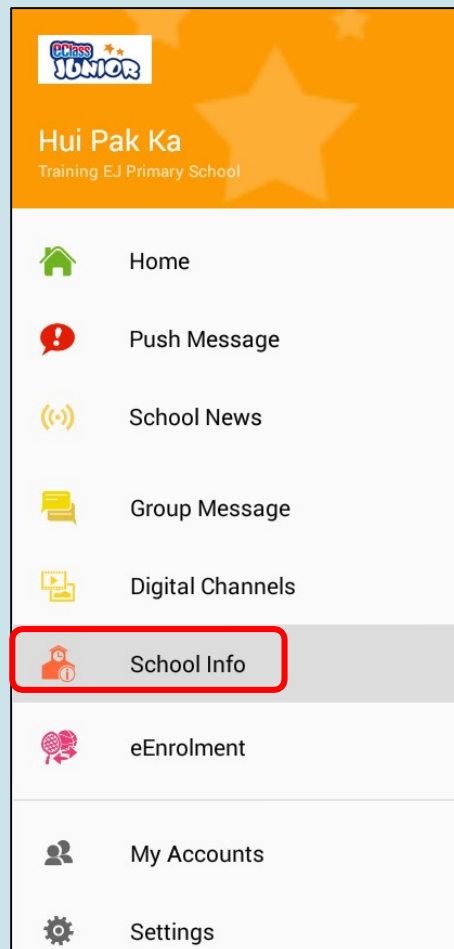
School Info



Android

iOS

1. Select "School Info" .





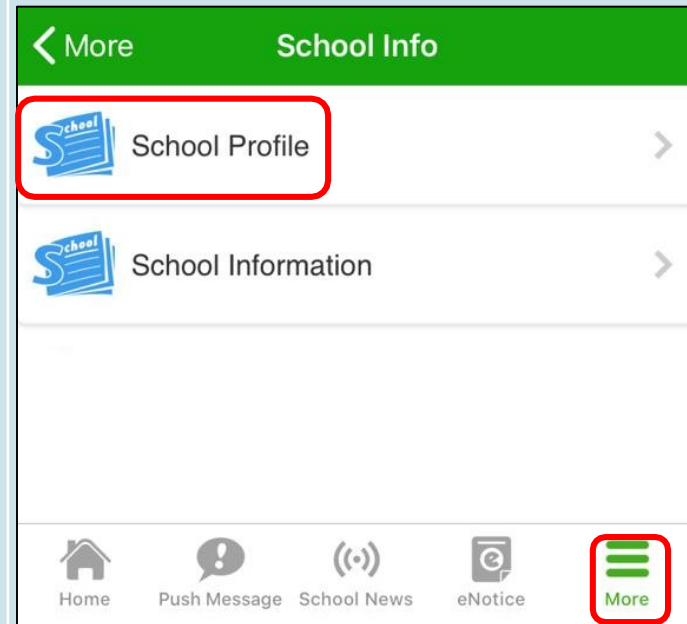
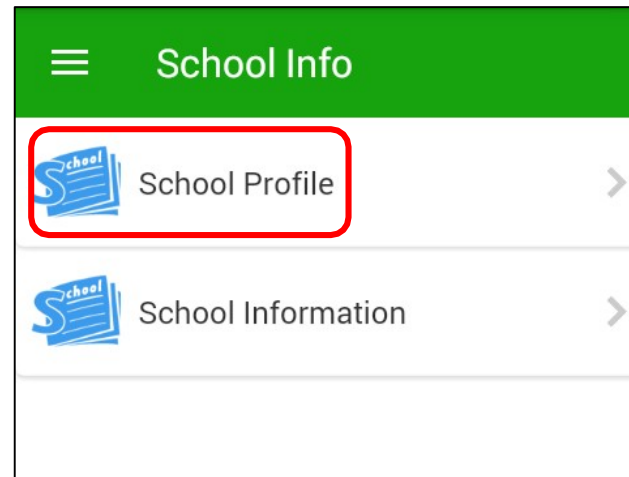
School Info



Android

iOS

2. Select an item.





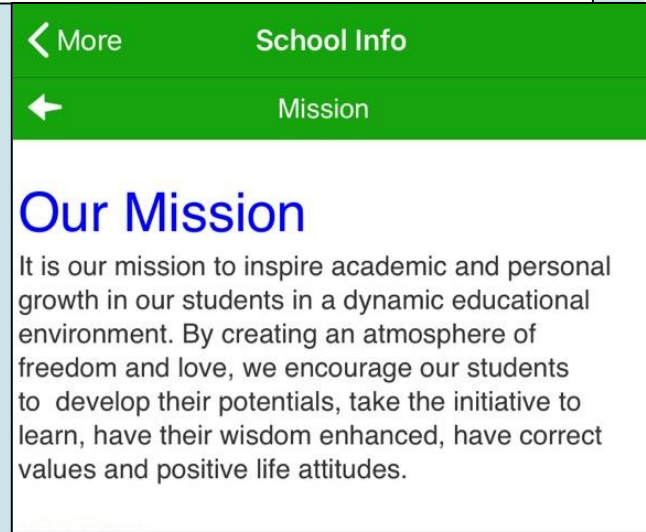
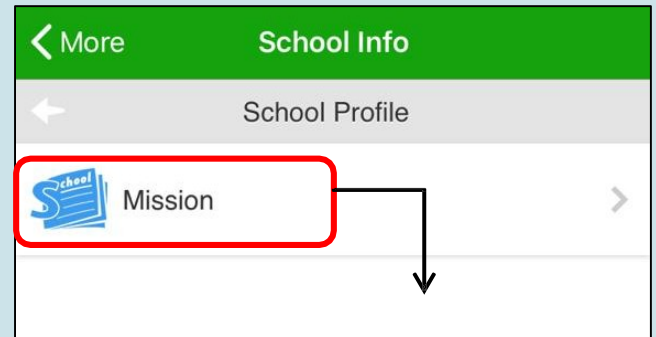
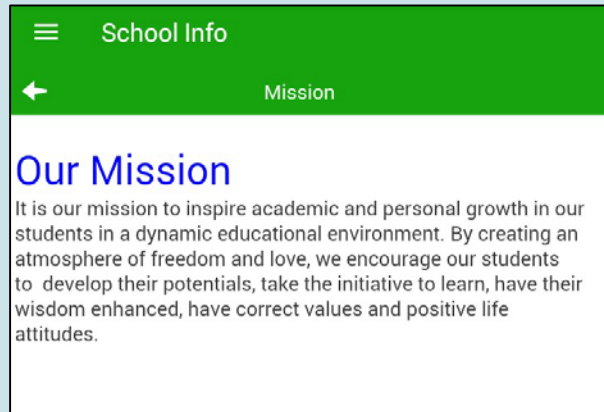
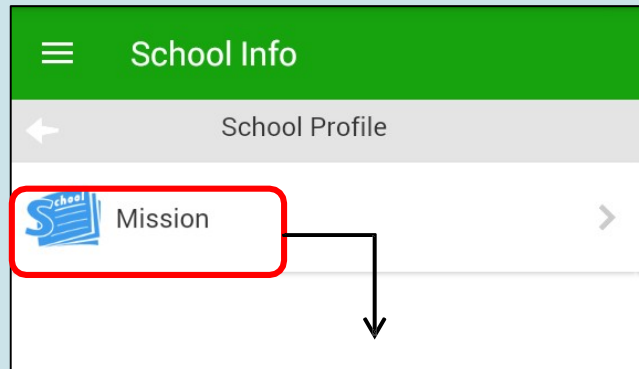
School Info



Android

iOS

3. View school info.



My Accounts



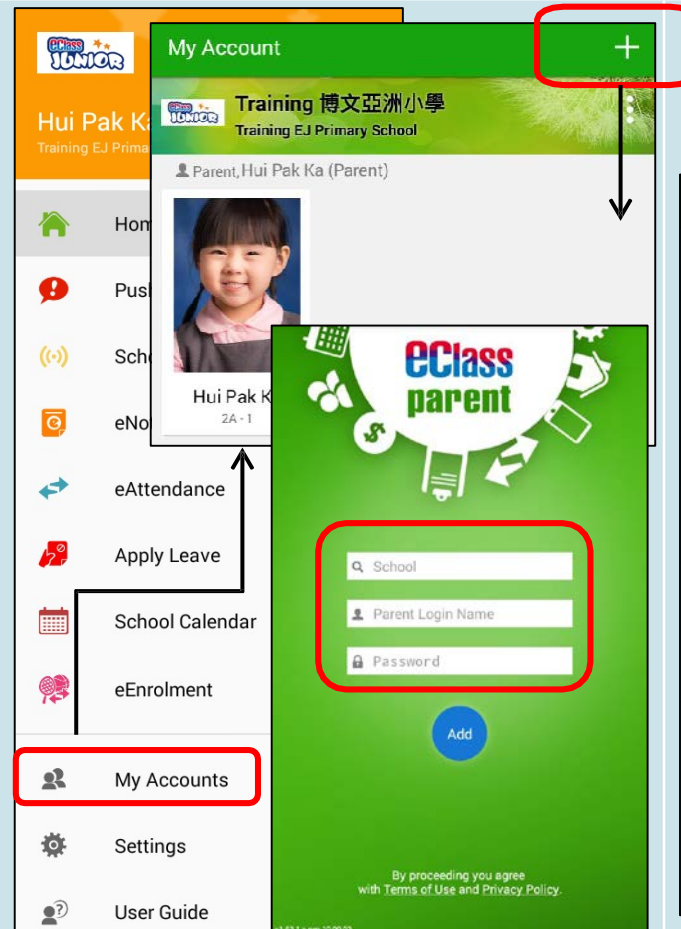
If you have **more than 1 child** studying in SEKPS, you need to **add ALL ACCOUNTS** separately.

Android

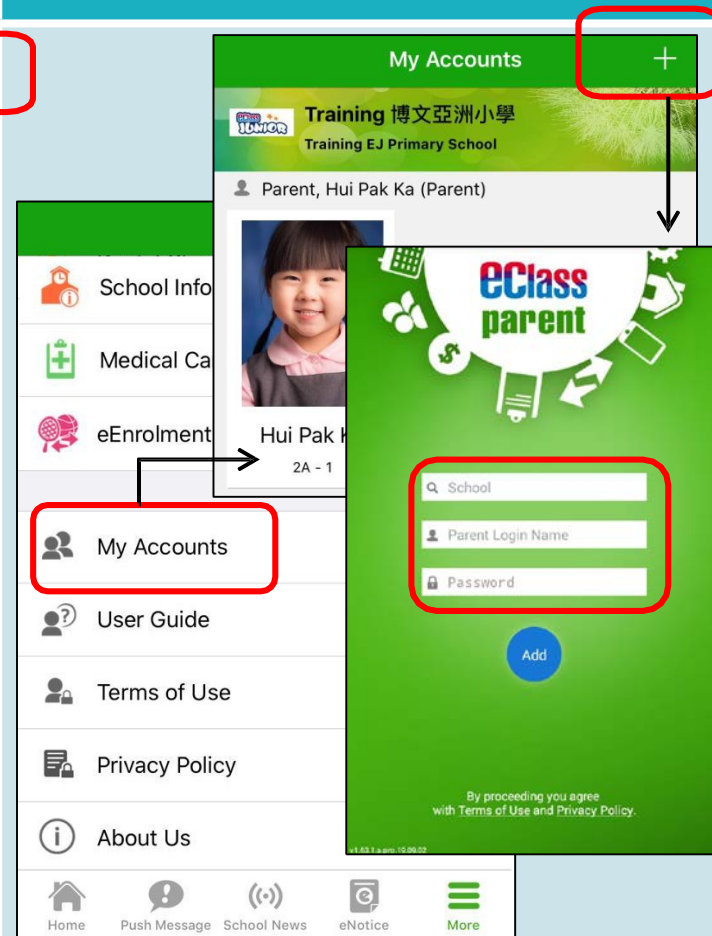
iOS

Add Account(s)

1. Click "My Accounts".
2. Click "+" to add account(s).



The screenshot shows the Android app interface. The top bar is green with the 'eClass parent' logo and the text 'My Account'. Below this, there is a header for 'Training 博文亞洲小學' and 'Training EJ Primary School'. The main content area shows a profile for 'Parent, Hui Pak Ka (Parent)' with a photo of a child. A red box highlights the '+' icon in the top right corner. Below the profile, there is a red box highlighting the 'My Accounts' option in the bottom navigation bar. A third red box highlights the login form (School, Parent Login Name, Password) and the 'Add' button.



The screenshot shows the iOS app interface. The top bar is green with the 'eClass parent' logo and the text 'My Accounts'. Below this, there is a header for 'Training 博文亞洲小學' and 'Training EJ Primary School'. The main content area shows a profile for 'Parent, Hui Pak Ka (Parent)' with a photo of a child. A red box highlights the '+' icon in the top right corner. Below the profile, there is a red box highlighting the 'My Accounts' option in the list of menu items. A third red box highlights the login form (School, Parent Login Name, Password) and the 'Add' button.



My Accounts




(Log out/ Delete Account)

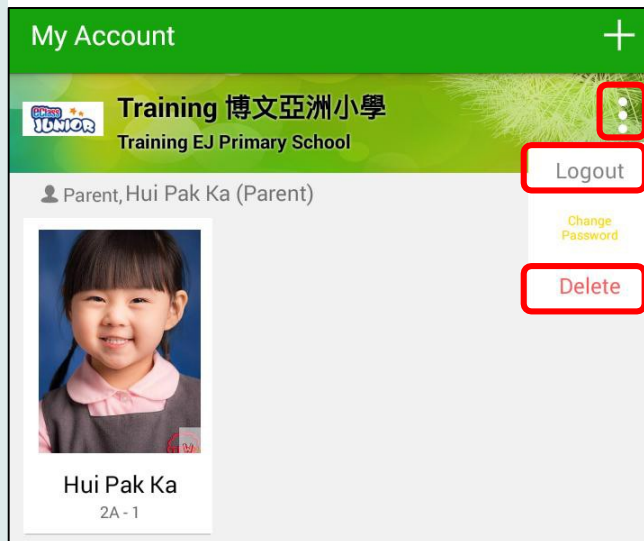
Android

iOS

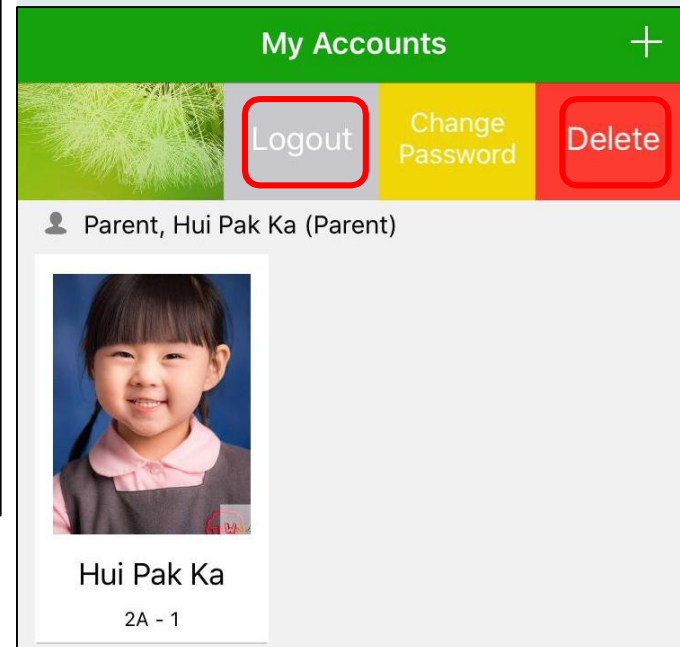
Log out/ Delete Account

1. Click or swipe the school banner to the left.
2. Select "Logout" or "Delete" .

Click  and select "Logout" or "Delete" .



Swipe the school banner from right to left and select "Logout" or "Delete" .





My Accounts



(Change Password)

Change Password


1. Select " Change password" .
2. Enter current password, new password. Re-type the new password.
3. Click "✓" or "Confirm" .

Android

iOS



Notes for Parents

1. A Testing e-Notice has been sent to your eClass Parent account and you should see it once you login the eClass Parent App.
2. Please sign and **reply the Testing e-Notice** with your eClass password.
3. You should decide which parent / guardian (only 1) will be responsible for replying to school notices and changing password.
4. **eClass Parent App password = your eNotice signature.** 



Notes for Parents

5. If parents need to reset their account password, they must fill in the [Account password reset request form](#) (the form can be obtained from the school office or downloaded from the school website) and return to the school office for processing.
6. For technical support, please call the eClass customer service hotline 3913 3211.